

A circular collage of various industrial and construction-related images. The collage includes: a bundle of colorful cables, a modern apartment building, a car engine, a factory interior with a car on an assembly line, a power plant, a red fire alarm pull station, a factory floor with machinery, a robotic arm, a power transmission tower, and solar panels. The central white circle contains the company logo and brochure title.

RR KÄBEL

TECHNICAL BROCHURE
Construction & Building Range



About RR KABEL

RR Kabel is part of RR Global, a USD 1.6+ Billion conglomerate in the electrical sector with a presence more than 90 countries globally. Spread across multiple business verticals including Wires & Cables, we continue to endeavor to create best quality products using the latest advances in wire design and engineering. We offer the widest range of premium wires and cables for various residential, commercial, industrial and infrastructure purposes.

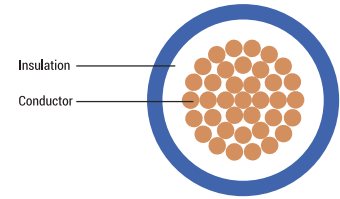
RR Kabel is ISO 9001, ISO 14001 and ISO 45001 certified company. We are available globally with our products being certified to BASEC(UK), UL(USA), CSA(Canada), VDE(Germany), TUV Rheinland (Germany) and others.

With 51 National & International certifications, our products are also compliant to REACH (Registration Evaluation Authorization of Chemical Substances) and RoHS (Restriction of Hazardous Substances) directives. These compliances have also been achieved with extensive research and development by skilled professionals to make sure our products adhere to global guidelines and standards.

We believe that the future of our industry lies in innovation and effective R&D that in turn helps one to push boundaries and eliminate borders. We at RR Kabel follow this and hence are constantly emerging with new products that are globally significant, at competitive prices and are aimed at providing an environment of utmost safety.

PRODUCTS

1.	FIREX LSOH - EBXL	4 - 5
2.	SUPEREX GREEN HR+FR	6
3.	FLAMEX HR+FR	7
4.	Q1 FR	8 - 9
5.	UNILAY HR FR	10
6.	SUPEREX FR	11
7.	RATNACOM	12
8.	RATNALAN CAT 5e/6	13 - 14
9.	RATNA CO - X	15 - 16
10.	FIRE SURVIVAL CABLE (IS 17505-1)	17-23
11.	SPEAKER CABLE	24
12.	CCTV CAMERA CABLE	25
13.	LT - POWER & CONTROL CABLE 1.1 KV IS 7098 P-1	26- 27
14.	LSOH - EBXL (IS 17048)	28- 29
15.	LSOH - FR (IS 17048)	30 - 31
16.	FR - LSH FLEXIBLE SINGLE CORE CABLE	32 - 33
17.	FR HSF	34 - 35
18.	RATNAFLEX MULTICORE (IS 694)	36 - 38
19.	STEEL BRAIDED YSY 1.1 KV	39 - 41
20.	PVC/PVC 3 CORE SUBMERSIBLE FLAT CABLE	42 - 43
21.	DC SOLAR CABLE (IS 17293)	44 - 45
22.	ELEVATOR FLAT CABLE	46 - 48



Electron Beam Cross-linked | HFFR (Halogen Free Flame Retardant) insulation | Non-Toxic & Non-Corrosive | Does not melt up to 900°C

Application

Firex LSOH-EBXL is designed for critical circuits in environments where enhanced fire safety, low smoke and zero halogen emissions are essential. It is best suited for high-traffic public and commercial spaces such as airports, auditoriums, hospitals, hotels, schools, malls, and retail outlets. Its high-performance insulation, durability, and reliability make it an ideal choice for modern infrastructure with demanding safety and longevity expectations, including high-rise and densely occupied establishments.

Statutory Requirements

The Central Electricity Authority (CEA) Regulation 2023 has made it mandatory to use Halogen Free Flame Retardant cables in public infrastructures (airports, hospitals, hotels) irrespective of height.

Technical Data

Approvals : IS 17048 marked, FIA/TAC

Cable Code : XZ

Voltage Grade : Up to and including 1100V

Conductor : Strands of electrolytic annealed plain copper are multi-drawn for uniformity of resistance, dimension and flexibility.

Insulation : E-Beam Crosslinked HFI-XL 90 Halogen Free Flame Retardant (HFFR)

Colours : Green, Black, Red, Yellow, Blue, Grey, White

Marking : The cables are marked 'FIREX LSOH-EBXL'

Packing : 90 meter coils packed in protective cartons.

Properties

- It does not melt up to 900°C
- Temperature range : -25°C to 110°C
- Max. short circuit temperature rating: 300°C
- Chlorine Free: Non-toxic & Non-corrosive
- Smoke emission is negligible & transparent
- Excellent water resistance properties
- Abrasion resistant
- Weather resistant
- Anti-Rodent & Anti-Termite
- Offers extended service life
- The victims trapped in fire do not suffocate and this facilitate fire fighting operations.
- Self-extinguishing and flame retardant according to IS 10810 P - 61

Cable Design Parameters

Kindly complete the part numbers for these cables by adding the suffix (in place of 'xx') for the colour required

01 - Green, 02 - Black, 03 - Red, 04 - Blue, 05 - Yellow, 06 - Grey, 07 - White.

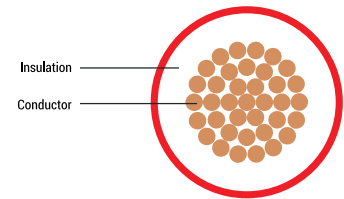
Part Number	**Nominal Cross Sectional Area (Sq. mm)	Number / Max. Dia. of Strands	Nominal Insulation Thickness (mm)	Approx. Overall Diameter (mm)	Max. DC Conductor Resistance at 20°C (Ω/km)	*Current Rating (Amps)	
						Casing	Concealed
01010102xx60	0.75	24/0.21	0.6	2.3	26.0	18	13
01010103xx60	1.0	32/0.21	0.6	2.5	19.5	27	21
01010104xx60	1.5	30/0.26	0.6	2.8	13.3	35	27
01010105xx60	2.5	50/0.26	0.7	3.4	7.98	51	34
01010106xx60	4.0	56/0.31	0.8	4.1	4.95	61	46
01010107xx60	6.0	84/0.31	0.8	4.6	3.3	78	59

*As per IS 3961 (Part V)

** As per conductor class 5 of IS 8130

Test Parameters for Assessment of Halogen

Test	Test Method	Values
pH	IS 17048	≥ 4.3
Conductivity	IS 17048	≤ 10 μs/mm
Chlorine and bromine expressed as content of HCL	IS 10810 P - 59	≤ 0.5 %
Presence of fluorine	IS 17048	≤ 0.1 %



India's 1st REACH and RoHS Compliant Cable | Heat Resistant & Flame Retardant Cable

Application

Superex Green HR+FR is designed for fixed wiring installations where enhanced mechanical strength, thermal endurance, and fire safety are critical. With Heat Resistant and Flame Retardant insulation, it ensures safe and reliable performance even under high temperatures. Its special conductor construction makes it ideal for fixed wiring in modern residential and commercial spaces. The distinctive green identity reflects a conscious step toward safer, stronger, and more responsible wiring solutions

Technical Data

Approvals: IS 694 marked, FIA/TAC

Voltage Grade: Up to and including 1100V

Conductor: Thin strands of electrolytic copper are multi-drawn for uniformity of resistance, dimension and flexibility.

Insulation: High-grade Heat Resistant and Flame Retardant (HR FR) PVC insulation is used. Specially engineered to withstand elevated temperatures while effectively retarding flame propagation, ensuring enhanced safety and long-term performance.

Insulation Conformity: IS 5831, Type C - HR 85°C + FR

Colours: Red, yellow, blue, black, green, grey & white

Marking: The cables are printed with marking of 'SUPEREX GREEN'

Packing: 90 meter coil is packed in protective cartons.

Cable Design Parameters

Kindly complete the part numbers for these cables by adding the suffix (in place of 'xx') for the colour required:

01 - green, 02 - black, 03 - red, 04 - blue, 05 - yellow, 06 - grey, 07 - white.

Part Number	Nominal Cross Sectional Area (Sq. mm)	Nominal Insulation Thickness (mm)	Number/ Max. Dia. of Strands	Approx. Overall Diameter (mm)	Max. DC Conductor Resistance at 20°C (Ω/km)	*Current Rating (Amps)	
						Casing	Concealed
01010102xx40	0.75***	0.6	24/0.21	2.3	26.0	10	9
01010103xx40	1.0**	0.6	14/0.31	2.6	18.1	16	15
01010104xx40	1.5**	0.7	22/0.31	3.0	12.1	19	18
01010105xx40	2.5**	0.8	36/0.31	3.7	7.41	26	22
01010106xx40	4.0***	0.8	56/0.31	4.1	4.95	32	27
01010107xx40	6.0***	0.8	84/0.31	4.6	3.30	39	34

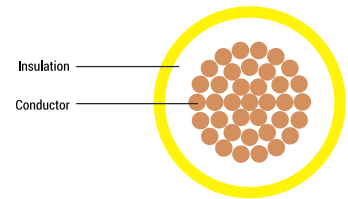
* As per IS 3961 (Part V)

** As per conductor Class 2 of IS 8130

*** As per conductor Class 5 of IS 8130

Properties

Test	Test Method	Values
Limited Oxygen Index	IS 10810 P-58	> 29%
Limited Temp. Index	IS 10810 P-64	>250 °C



India's 1st REACH and RoHS Compliant Cable | Heat Resistant & Flame Retardant Cable

Application

Suitable for modern infrastructure requiring flexible wiring in homes, offices, and commercial spaces, where enhanced bending radius, quick installations, and fire-safe performance are critical.

Technical Data

Approvals : IS 694 marked, FIA/TAC

Voltage Grade : Up to and including 1100V

Conductor : Thin strands of electrolytic copper are multi-drawn for uniformity of resistance, dimension and flexibility

Insulation : High-grade Heat Resistant and Flame Retardant (HR FR) PVC insulation is used. Specially engineered to withstand elevated temperatures while effectively retarding flame propagation, ensuring enhanced safety and long-term performance.

Insulation Conformity : IS 5831, Type C - HR 85°C + FR

Colours : Red, yellow, blue, black, green, grey & white

Marking : The cables are printed with the marking of 'FLAMEX HR+FR'

Packing : 90 meter coils packed in protective cartons.

Cable Design Parameters

Kindly complete the part numbers for these cables by adding the suffix (in place of 'xx') for the colour required:

01 - Green, 02 - Black, 03 - Red, 04 - Blue, 05 - Yellow, 06 - Grey, 07- White.

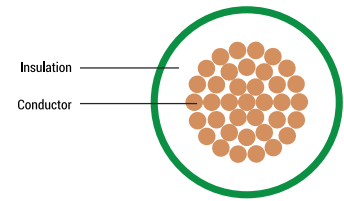
Part Number	**Nominal Cross Sectional Area (Sq. mm)	Nominal Insulation Thickness (mm)	Number *Nominal Dia. of Strands	Approx. Overall Diameter (mm)	Max. DC Conductor Resistance at 200C (Ω/km)	*Current Rating (Amps)	
						Casing	Concealed
01020102xx40	0.75	0.6	24/0.21	2.3	26.0	10	9
01020103xx40	1.0	0.6	32/0.21	2.6	19.5	14	13
01020104xx40	1.5	0.6	30/0.26	2.8	13.3	18	16
01020105xx40	2.5	0.7	50/0.26	3.4	7.98	24	20
01020106xx40	4.0	0.8	56/0.31	4.1	4.95	32	27
01020107xx40	6.0	0.8	84/0.31	4.6	3.3	39	34

*As per IS 3961 (Part V).

**As per conductor Class 5 of IS 8130

Properties

Test	Test Method	Values
Limited Oxygen Index	IS 10810 P - 58	> 29%
Limited Temperature Index	IS 10810 P - 64	> 250°C



Lead & Mercury Free | Flame Retardant | Super Flexible & Safe

Application

Q1 FR is ideal for wiring in spaces where high flexibility and safe performance are essential. Suitable for powering lighting circuits, switches, and electrical outlets, it is designed to meet everyday wiring needs with flame-retardant insulation and eco-conscious construction

Technical Data

Approvals: IS 694 marked, FIA/TAC

Voltage Grade: Up to and including 1100 V

Conductor: Thin strands of electrolytic copper are multi-drawn for uniformity of resistance, dimension and flexibility.

Insulation: Specially formulated FR (Flame Retardant) PVC insulation with anti rodent and anti termite properties.

Insulation Conformity: IS 5831, Type D FR 70° C.

Colours: Red, yellow, blue, black, green, grey & white

Marking : The cables are printed with marking of 'Q1 FR'.

Packing : 90 meter coil is packed in protective cartons.

Properties

- Self extinguishing and Flame Retardant
- Temperature Range: -15°C to + 70°C
- Excellent flexibility and ease of installation
- Anti-Rodent & Anti-Termite
- 100% Electrolytic Grade Pure Copper
- Lead and Mercury Free

Cable Design Parameters

Kindly complete the part numbers for these cables by adding the suffix (in place of 'xx') for the colour required:

01 - green, 02 - black, 03 - red, 04 - blue, 05 - yellow, 06 - grey, 07 - white.

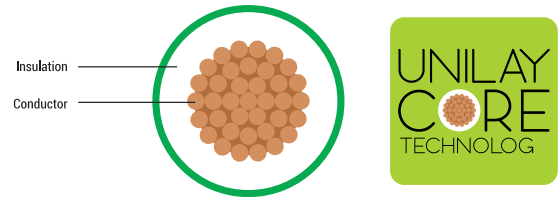
Part Number	**Nominal Cross Sectional Area (Sq. mm)	Nominal Insulation Thickness (mm)	Number/ Max. Dia. of Strands	Approx. Overall Diameter (mm)	Max. DC Conductor Resistance at 20°C (Ω/km)	*Current Rating (Amps)	
						Casing	Concealed
01210102xx20	0.75	0.6	24/0.21	2.3	26.0	9	8
01210103xx20	1	0.6	32/0.21	2.6	19.5	12	11
01210104xx20	1.5	0.6	30/0.26	2.8	13.3	16	15
01210105xx20	2.5	0.7	50/0.26	3.4	7.98	23	19
01210106xx20	4	0.8	56/0.31	4.1	4.95	30	26
01210107xx20	6	0.8	84/0.31	4.6	3.30	38	33

*As per IS 3961 (Part V).

**As per conductor Class 5 of IS 8130

Test Parameters for assessment of FR properties

Test	Test Method	Values
Limited Oxygen Index	IS 10810 P-58	> 29%
Limited Temp. Index	IS 10810 P-64	>250 °C



India's 1st Heat Resistant and Flame Retardant REACH Compliant Cable with Unilay Conductor.
No Loose Contacts, No Broken Ends | No Sparking and Overheating

Application

Suitable for use in conduit and for fixed, protected installation, ideal for high density wiring.

Technical Data

Approvals : IS 694 marked, FIA / TAC

Voltage Grade : Up to and including 1100V

Conductor : Thin strands of electrolytic copper are multi-drawn for uniformity of resistance, dimension and flexibility. The drawn strands are uni-laid with high precision and compacted. Thus forming a perfectly circular conductor which enables reduction in overall diameter for space saving in high density wiring.

Conductor Speciality : The strands do not get cut when stripping the insulation. The conductor offers perfect contact at pins, terminals and sockets. Thus, eliminating spot heating and sparking.

Insulation : Specially formulated heat resistant & flame retardant PVC insulation is used. The HR FR property retards the propagation of flame without compromising safety.

Insulation Conformity : IS 5831, Type C - HR 85°C + FR

Cable Design Parameters

Kindly complete the part numbers for these cables by adding the suffix (in place of 'xx') for the colour required:

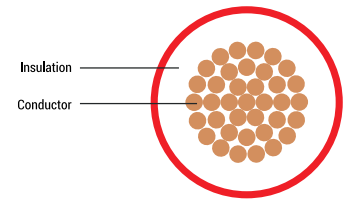
01 - Green, 02 - Black, 03 - Red, 04 - Blue, 05 - Yellow, 06 - Grey, 07 - White

Part Number	Nominal Cross Sectional Area (Sq. mm)	Nominal Insulation Thickness (mm)	Number *Nominal Dia. of Strands	Approx. Overall Diameter (mm)	Max. DC Conductor Resistance at 200C (Ω/km)	Current Rating (Amps)	
						Casing	Concealed
01030101xx40	1.0	0.7	37/0.19	2.6	19.5	14	13
01030102xx40	1.5	0.7	37/0.23	3.0	13.3	18	16
01030103xx40	2.5	0.8	61/0.23	3.6	7.98	24	20
01030104xx40	4.0	0.8	61/0.29	4.1	4.95	32	26
01030105xx40	6.0	0.8	91/0.29	4.6	3.30	38	33

*Conductor as per IS 8130

Properties

Test	Test Method	Values
Limited Oxygen Index	IS 10810 P-58	> 29%
Limited Temp. Index	IS 10810 P-64	>250 °C



India's 1st REACH and RoHS Compliant Cable | Flame Retardant Cable.

Application

Suitable for wiring in all types of residential and commercial infrastructure, where fire and electrical safety is utmost important.

Technical Data

Approvals : IS 694 marked, FIA/TAC

Voltage Grade : Up to and including 1100V

Conductor : Thin strands of electrolytic copper are multi-drawn for uniformity of resistance, dimension and flexibility. The strands are twisted with high precision to impart circularity for the conductor.

Insulation: Specially formulated flame retardant PVC insulation is used. The FR property retards the propagation of flame without compromising safety.

Insulation Conformity : IS 5831, Type A/D FR 70°C

Colours : Red, yellow, blue, black, green, grey & white

Marking : The cables are printed with marking of 'SUPEREX FR'.

Packing : 90 mtr. coil is packed in protective cartons.

Cable Design Parameters

Kindly complete the part numbers for these cables by adding the suffix (in place of 'xx') for the colour required:

01 - green, 02 - black, 03 - red, 04 - blue, 05 - yellow, 06 - grey, 07 - white.

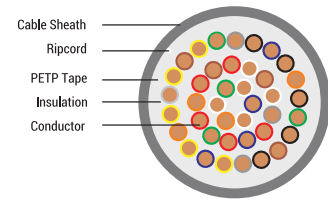
Part Number	Nominal Cross Sectional Area (Sq. mm)	Nominal Insulation Thickness (mm)	Number *Nominal Dia. of Strands	Approx. Overall Diameter (mm)	Max. DC Conductor Resistance at 200C (Ω/km)	Current Rating (Amps)	
						Casing	Concealed
01010102xx20	0.75**	0.6	24/0.2	2.3	26.0	9	8
01010103xx20	1	0.7	14/0.3	2.7	18.1	14	13
01010104xx20	1.5	0.7	22/0.3	3.0	12.1	18	16
01010105xx20	2.5	0.8	36/0.3	3.7	7.41	24	20
01010106xx20	4**	0.8	56/0.3	4.1	4.95	30	26
01010107xx20	6**	0.8	84/0.3	4.6	3.30	38	33

*Conductor as per IS 8130

**Insulation Type D as per IS 5831

Properties

Test	Test Method	Values
Limited Oxygen Index	IS 10810 P-58	> 29%
Limited Temp. Index	IS 10810 P-64	>250 °C



Low Attenuation and Minimised Cross Talk | Flame Retardant Jacket

Application

Recommended for switchboard and telephone wiring in residential and commercial infrastructure, for transmission of analog and digital signals, wiring in faxes, modems, alarm enunciators, data recording/acquisition systems and various communication devices.

Technical Data

Specifications : ITD-S/WS 113C

Conductor : The central conductor is made of solid electrolytic grade of copper

Insulation : Premium quality grade polyethylene used on a special extruder. This offers for low attenuation.

Twisted Pairs : The cores are carefully twisted with optimal lays and bunched together to deliver minimised cross talk.

Jacket : Specially formulated flame retardant (FR) PVC

Marking : The cables are marked 'RATNACOM FR'

Packing : Available in 90 mtr. length in polybag. Higher lengths available on special request.

Cable Design Parameters

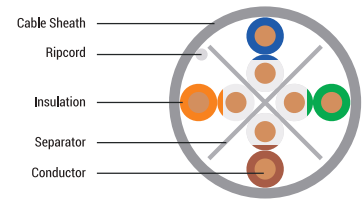
Part Numbers	Size (mm)	No. of Pairs	Approx. Overall Diameter (mm)
10600221040	0.4	2	3.9
10600321040	0.4	3	4.3
10600421040	0.4	4	4.7
10600521040	0.4	5	5.2
10601021040	0.4	10	6.5
10602021040	0.4	20	9.2
10600221050	0.5	2	4.2
10600321050	0.5	3	4.7
10600421050	0.5	4	5.1
10600521050	0.5	5	5.7
10601021050	0.5	10	7.0
10602021050	0.5	20	10

Electrical Parameters

Electrical Parameters	Size	
	0.5 mm	0.4 mm
DC conductor resistance	92.20 Ω/Km at 20°C max.	143.0 Ω/Km at 20°C max.
Mutual capacitance	50 nF/km max.	
Insulation resistance in air	10000 M-Ω/Km	
Capacitance unbalance - pair to pair	250 pF/100m max.	
Capacitance unbalance - pair to ground	330 pF/100m max.	
Resistance unbalance	5% max.	

RATNALAN CAT 5e/6

REACH | RoHS



Application

LAN cables are high performance cables used increasingly for modern computer network systems. These cables form the back bone of modern data transmission in industries, residential and commercial infrastructure.

Technical Data

Performance : RATNALAN enhanced CAT 6 UTP capable of handling 100 + Mbps data rates. RATNALAN CAT 5e UTP is independently verified to exceed the requirements of EN 50173, ISO/IEC 11801 and TIA/EIA 568-B-1/B-2.

Cable Construction

Conductor : Solid bare copper

Insulation : High density polyethylene

Pair : 2 Insulated conductors twisted together

Outer Jacket : FR PVC

Colour Code

1 Pair : White - orange stripe and orange

2 Pair : White - green stripe and green

3 Pair : White - blue stripe and blue

4 Pair : White - brown stripe and brown

Packing : Available in easy pull box of 101 mtr. and 305 mtr. for CAT 5e and CAT 6 is available only in 305 mtr. pack

Type	CAT 5e	CAT 6
Part Number	010701014094	010701014194

Mechanical and Environmental Properties		Applicable International Standards for Cable Construction
Max. Tensile Load :	10 Kgs. per simplex cable (Installation)	ISO/IEC 11801:2002
Min. Bend Radius :	8 x Outer Diameter (Installation) 4 x Outer Diameter (Operation)	ISO/IEC 61156-5
Temp. - Installation :	0°C to +50°C	EN 50173 -1:2002
Temp. - Operation :	-10°C to +60°C	EN 50288-3-1
		ANSI/TIA/EIA 568B-2:2002

Electrical Parameters at 20°C

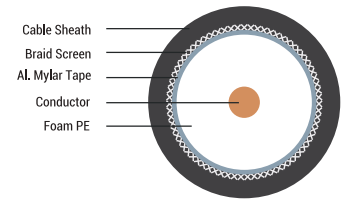
Electrical Characteristics at 20°C	Specification	Typical Performance	
		CAT 5e	CAT 6
Conductor loop resistance	Max. 190/100m	160/100m	140/100m
Conductor resistance unbalance	Max. 2%	0.5%	0.5%
Dielectric strength	1.0 kV DC or 0.7 kV AC for 1 min.	100% in process test	100% in process test
Insulation resistance	>500 MΩ/Km at 100-500V test voltage	>500 MΩ/Km	>500 MΩ/Km
Capacitance unbalance to earth	Max. 160 pF/100m	40 pF/100m	40 pF/100m
Velocity of propagation	<534 nsec/100m at 100MHz	496 nsec/100m at 100 MHz (NVP for hand held testers = 0.69)	490 nsec/100m at 100 MHz (NVP for hand held testers = 0.69)
Skew	Max. 40 nsec/100m at 100MHz	Max. 25 nsec/100m at 100 MHz	Max. 30 nsec/100m at 100 MHz
Mean characteristic impedance	1000 ± 50 at 100 MHz	1000 ± 30 at 100 MHz	1000 ± 30 at 100 MHz
Coupling attenuation up to 1 Ghz	Min. 40 dB	50 dB	56 dB

Typical Headroom Characteristics - CAT 5e

Frequency (MHz)		1	4	10	16	20	31.25	62.5	100	155	200	300
Insertion Loss (dB/100m)	Spec value	2.0	4.1	6.5	8.2	9.3	11.7	17.0	22.0	N/A	N/A	N/A
	Typical value	1.8	3.6	5.8	7.4	8.3	10.5	15.3	19.8	25.4	29.4	33.4
NEXT (dB)	Spec value	65.3	56.3	50.3	47.3	45.8	42.9	38.4	35.4	N/A	N/A	N/A
	Typical value	73.3	64.3	58.3	55.2	53.8	50.9	46.4	43.3	40.4	38.8	37.3
PSNEXT (dB)	Spec value	62.3	53.3	47.3	44.2	42.8	39.9	35.4	32.3	N/A	N/A	N/A
	Typical value	71.3	62.3	56.3	53.2	51.8	48.9	44.4	41.3	38.4	36.8	35.3
ELFEXT (dB/100m)	Spec value	63.8	51.8	43.8	39.7	37.8	33.9	27.9	23.8	N/A	N/A	N/A
	Typical value	78.8	66.8	58.8	54.7	52.8	48.9	42.9	38.4	35	32.8	31.5
PSELFEXT (db/100m)	Spec value	60.8	48.8	40.8	36.7	34.8	30.9	24.9	20.8	N/A	N/A	N/A
	Typical value	76.8	64.8	56.8	52.7	50.8	46.9	40.9	36.8	33	30.8	29.5
Return Loss (dB/100m)	Spec value	N/A	23.1	25.0	25.0	25.0	23.6	21.5	20.1	N/A	N/A	N/A
	Typical value	25.0	28.0	30.0	30.0	30.0	38.6	26.5	25.1	23.8	23.0	22.8
ACR (dB/100m)	Typical value	71.5	60.7	52.5	47.8	45.5	40.4	31.1	23.5	15.0	9.4	3.1
PSACR (dB/100m)	Typical value	69.5	58.7	50.5	45.8	43.5	38.4	29.1	21.5	13.0	7.4	2.0

Typical Headroom Characteristics - CAT 6

Frequency (MHz)		1	4	10	16	20	31.25	62.5	100	155	200	350
Insertion Loss (dB/100m)	Spec value	2.0	3.8	6.0	7.6	8.5	10.7	15.4	19.8	29.0	32.8	N/A
	Typical value	1.9	3.5	5.5	7.0	7.8	9.9	14.1	18.0	26.1	29.4	32.5
NEXT (dB)	Spec value	66.0	65.3	59.3	56.2	54.8	51.9	47.4	44.3	39.8	38.3	N/A
	Typical value	86.5	77.5	71.5	68.4	67.0	64.1	59.6	56.5	52.0	50.5	49.3
PSNEXT (dB)	Spec value	64.0	63.3	57.3	54.2	52.8	49.9	45.4	42.3	37.8	36.3	N/A
	Typical value	84.5	75.5	69.5	66.4	65.0	62.1	57.6	54.5	50.0	48.5	47.3
ELFEXT (dB/100m)	Spec value	66.0	58.0	50.0	45.9	44.0	40.1	34.1	30.0	24.0	22.0	N/A
	Typical value	85.0	73.0	65.0	60.9	59.0	55.1	49.1	45.0	39.0	37.0	35.5
PSELFEXT (db/100m)	Spec value	64.0	55.0	47.0	42.9	41.0	37.1	31.1	27.0	21.0	19.0	N/A
	Typical value	82.0	70.0	62.0	57.9	56.0	52.1	46.4	42.0	36.0	34.0	32.5
Return Loss (dB/100m)	Spec value	N/A	23.0	25.0	25.0	25.0	23.6	21.5	20.1	18.0	17.3	N/A
	Typical value	27.0	30.0	30.0	30.0	30.0	28.6	26.5	25.1	23.0	22.3	21.8
ACR (dB/100m)	Typical value	84.6	73.9	66.0	61.4	59.1	54.2	45.5	38.5	25.9	21.1	16.9
PSACR (dB/100m)t	Typical value	82.6	71.9	64.0	59.0	57.1	52.5	43.5	36.5	23.9	19.1	14.9



Application

High quality co-axial for cable TV network for notch free attenuation values over wide range of frequencies. The special jacketing offers increased life even in rugged conditions.

Technical Data

Conductor : The central conductor is made of solid electrolytic grade annealed plain copper conductor, which has distinct advantages over traditional copper conductor

Insulation : The insulation provided over the conductor is of foam PE

Screen : Aluminium mylar tape is provided over the insulated conductor to shield the conductor and ensures disturbance free transmission of signals

Braiding : The braiding is generally provided with 60% coverage of ATC (Annealed Tinned Copper) / Al alloy

Jacket : Specially formulated PVC, for rugged outdoor usage.

Marking : The cables are marked 'RATNA CO-X'

Cable Design Parameters

Construction Details	Cable Type		
	RG 59 F	RG 6 F*	RG 11 F
Part Number	010501010791	010501020791	010501030791
Inner conductor	Copper	Copper	Copper
Nominal Diameter (mm)	0.8	1.02	1.63
Dielectric	Foam PE	Foam PE	Foam PE
Nominal Diameter (mm)	3.5	4.5	7.0
Outer Conductor	First	Bonded Al Tape	Bonded Al Tape
	Second	Tinned Cu/Al Braid	Tinned Cu/Al Braid
Nominal Coverage (%)	60	60	60
PVC Jacket	Black	Black	Black
Nominal Cable Diameter (mm)	6.2	7.0	10.0

*RG 6 F is also available with CCS conductor and the applicable Part number shall be 010501040791.

Construction Details	Cable Type - Armoured		
	RG 59 F	RG 6 F*	RG 11 F
Part Number	010501050791	010501060791	010501070791
Nominal Cable Diameter (mm)	10.5	11.4	14.6

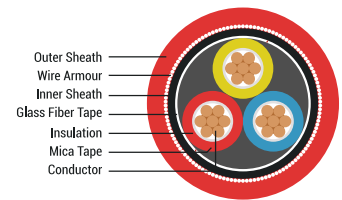
*RG 6 F armoured is also available with CCS conductor and the applicable Part number shall be 010501080791.

Electrical Parameters

Parameters	Cable Type		
	RG 59 F	RG 6 F	RG 11 F
Inner Conductor-Max Resistance at 20°C ($\Omega/100m$)	3.43	2.1	0.8
Nominal Capacitance (pF/m)	53	53	53
Characteristic Impedance (Ω)	75	75	75
Velocity of Propagation (%)	85	85	85
Dielectric Strength (KV)	> 1	> 1	> 1
Minimum Bending Radius (mm)	60	65	75
Maximum Attenuation at 20°C (dB/100m) at	Max.	Max.	Max.
5 MHz	2.8	1.9	1.2
50 MHz	6.7	5.3	3.1
100 MHz	8.8	7.0	4.2
200 MHz	12.4	9.9	6.0
250 MHz	13.4	10.5	6.7
300 MHz	14.6	11.5	7.3
350 MHz	15.7	12.4	7.9
400 MHz	16.7	13.3	8.5
450 MHz	17.7	14.3	9.0
500 MHz	18.7	14.9	9.5
550 MHz	19.5	15.7	9.9
600 MHz	20.3	16.4	10.4
750 MHz	22.8	18.3	11.9
800 MHz	24.5	19.5	12.4
900 MHz	24.7	20.1	13.0
1000 MHz	26.6	21.4	14.2

FIRE SURVIVAL CABLE (IS 17505-1)

REACH | RoHS | CE | CPR Compliant



Application

The cable is designed to have a robust halogen free construction which is suitable to operate up to 1100V of applications. This cable is suitable for a wiring installation supplying all critical loads requiring supply integrity for required time period under fire situation. They ensure continued operation of the vital circuits in the event of the fire outbreak.

Standard

IS 17505-1

Inline with the requirements of National Electrical Code of India (NEC) 2023

Technical Data

Voltage Rating : 1100 Vac and 1500 Vdc

Operating Temperature Range : -5°C to + 90°C (fixed installation)

Minimum Bending Radius : 12 x overall cable diameter

Cable Construction

Conductor : Electrolytic Annealed Plain / Tinned Copper (Class 1/2) as per IS 8130

Primary Insulation : Mica Tape Layer (s)

Secondary Insulation : Cross linked PE (XLPE) / Cross linked HFFR.

Core Colours :

1 Core – Red, Black, Yellow, Blue or Natural

2 Core – Red & Black

3 Core – Red, Yellow & Blue

4 Core – Red, Yellow, Blue & Black

5 Core – Red, Yellow, Blue, Black & Grey

6 Core and above are number coded

Inner Sheath : Thermoplastic HFFR

Heat Barrier Tape (Optional) : Glass Fibre tape

Armour : Galvanized round wire for multicore & Non-Magnetic wires for single core

Sheath : Thermoplastic HFFR (HFS-TP 90) / Cross linked HFFR (HFS-XL 90)

PROPERTIES

- Halogen Free Construction
 - Non-Toxic & Non-Corrosive
 - Self extinguishing and Flame Retardant
 - Maintains long term circuit integrity
 - F3 / F30 / F60 / F120 FWS Compliant
- (F - Fire, W - Water and S - Mechanical Shock)

Cable Technical Data

Please complete the part numbers for these cables by adding the suffix (in place of 'z') for the sheath colour required :

1 – Black, 7 – Red.

Part Number	No. of Cores	*Nominal Cross Sectional Area (mm ²)	Nom. Insulation Thickness (mm)	Approx. Overall Dia. (mm)	Approx. Cable Weight (kg/km)	DC Conductor Resistance at 20°C (Ω / km)	Current Rating (Amps.)		
							Ground at 30°C	Duct at 30°C	Air at 30°C
10050101009z	1	16	1	12	279.9	1.15	104	102	106
10050102009z	1	25	1.2	14	403.0	0.727	130	115	145
10050103009z	1	35	1.2	15	506.3	0.524	155	140	175
10050104009z	1	50	1.3	18	682.6	0.387	185	165	215
10050105009z	1	70	1.4	20	952.1	0.268	225	200	270
10050106009z	1	95	1.4	22	1212.6	0.193	265	235	330
10050107009z	1	120	1.5	24	1587.7	0.153	300	265	380
10050108009z	1	150	1.7	25	1761.9	0.124	335	300	430
10050109009z	1	185	1.9	28	2145.8	0.0991	380	335	495
10050110009z	1	240	2	31	2741.0	0.0754	435	380	590
10050111009z	1	300	2.1	34	3409.2	0.0601	490	435	670
10050112009z	1	400	2.4	37	4262.1	0.047	550	480	780

Note: While ordering single core, colour to be mentioned along with the part code

Part Number	No. of Cores	*Nominal Cross Sectional Area (mm ²)	Nom. Insulation Thickness (mm)	Approx. Overall Dia. (mm)	Approx. Cable Weight (kg/km)	DC Conductor Resistance at 20°C (Ω / km)	Current Rating (Amps.)		
							Ground at 30°C	Duct at 30°C	Air at 30°C
10050113009z	2	1.5	0.7	15	370.2	12.1	33	25	29
10050114009z	2	2.5	0.7	17	524.2	7.41	43	33	39
10050115009z	2	4	0.7	18	594.8	4.61	51	37	44
10050116009z	2	6	0.7	20	781.4	3.08	63	46	56
10050117009z	2	10	0.7	22	914.3	1.83	88	62	75
10050118009z	2	16	0.7	21	1005.7	1.15	113	81	98
10050119009z	2	25	0.9	24	1329.5	0.727	144	109	131
10050120009z	2	35	0.9	26	1586.0	0.524	175	125	150
10050121009z	2	50	1	28	1926.0	0.387	206	161	194
10050122009z	2	70	1.1	31	2483.7	0.268	256	203	244
10050123009z	2	95	1.1	35	3301.3	0.193	300	239	288
10050124009z	2	120	1.2	38	3947.3	0.153	344	275	331
10050125009z	2	150	1.4	41	4704.4	0.124	388	316	381
10050126009z	2	185	1.6	45	5614.6	0.0991	438	364	438
10050127009z	2	240	1.7	49	6987.1	0.0754	506	425	512
10050128009z	2	300	1.8	55	8852.0	0.0601	562	482	581
10050129009z	2	400	2	60	10848.5	0.047	612	549	662

Part Number	No. of Cores	*Nominal Cross Sectional Area (mm ²)	Nom. Insulation Thickness (mm)	Approx. Overall Dia. (mm)	Approx. Cable Weight (kg/km)	DC Conductor Resistance at 20°C (Ω / km)	Current Rating (Amps.)		
							Ground at 30°C	Duct at 30°C	Air at 30°C
10050130009z	3	1.5	0.7	15	391.9	12.1	25	19	22
10050131009z	3	2.5	0.7	18	579.0	7.41	35	32	33
10050132009z	3	4	0.7	19	712.0	4.61	44	37	39
10050133009z	3	6	0.7	21	879.5	3.08	55	47	50
10050134009z	3	10	0.7	23	1067.2	1.83	74	61	67
10050135009z	3	16	0.7	23	1214.8	1.15	94	78	85
10050136009z	3	25	0.9	26	1631.6	0.727	120	100	125
10050137009z	3	35	0.9	27	1977.8	0.524	145	120	155
10050138009z	3	50	1	30	2459.4	0.387	170	145	190
10050139009z	3	70	1.1	34	3394.0	0.268	210	175	235
10050140009z	3	95	1.1	38	4321.1	0.193	250	210	290
10050141009z	3	120	1.2	41	5216.4	0.153	285	240	330
10050142009z	3	150	1.4	45	6198.7	0.124	315	270	375
10050143009z	3	185	1.6	49	7531.1	0.0991	355	300	435
10050144009z	3	240	1.7	55	9853.2	0.0754	410	350	510
10050145009z	3	300	1.8	60	11920.6	0.0601	460	390	590
10050146009z	3	400	2	66	14679.5	0.047	520	440	670

Part Number	No. of Cores	*Nominal Cross Sectional Area (mm ²)	Nom. Insulation Thickness (mm)	Approx. Overall Dia. (mm)	Approx. Cable Weight (kg/km)	DC Conductor Resistance at 20°C (Ω / km)	Current Rating (Amps.)		
							Ground at 30°C	Duct at 30°C	Air at 30°C
10050147009z	3.5	25	0.9	28	1810.0	0.727	120	100	125
10050148009z	3.5	35	0.9	30	2220.0	0.524	145	120	155
10050149009z	3.5	50	1	33	2850.0	0.387	170	145	190
10050150009z	3.5	70	1.1	38	3875.0	0.268	210	175	235
10050151009z	3.5	95	1.1	41	4880.0	0.193	250	210	290
10050152009z	3.5	120	1.2	45	5980.0	0.153	285	240	330
10050153009z	3.5	150	1.4	50	7300.0	0.124	315	270	375
10050154009z	3.5	185	1.6	55	8080.0	0.0991	355	300	435
10050155009z	3.5	240	1.7	62	11500.0	0.0754	410	350	510
10050156009z	3.5	300	1.8	67	13800.0	0.0601	460	390	590
10050157009z	3.5	400	2	74	16300.0	0.047	520	440	670

Part Number	No. of Cores	*Nominal Cross Sectional Area (mm ²)	Nom. Insulation Thickness (mm)	Approx. Overall Dia. (mm)	Approx. Cable Weight (kg/km)	DC Conductor Resistance at 20°C (Ω / km)	Current Rating (Amps.)		
							Ground at 30°C	Duct at 30°C	Air at 30°C
10050158009z	4	1.5	0.7	17	548.8	12.1	25	19	22
10050159009z	4	2.5	0.7	19	698.8	7.41	35	32	33
10050160009z	4	4	0.7	21	866.3	4.61	44	37	39
10050161009z	4	6	0.7	22	1003.5	3.08	55	47	50
10050162009z	4	10	0.7	24	1247.5	1.83	74	61	67
10050163009z	4	16	0.7	26	1512.8	1.15	94	78	85
10050164009z	4	25	0.9	30	2105.9	0.727	120	100	125
10050165009z	4	35	0.9	32	2573.1	0.524	145	120	155
10050166009z	4	50	1	36	3434.5	0.387	170	145	190
10050167009z	4	70	1.1	41	4507.9	0.268	210	175	235
10050168009z	4	95	1.1	45	5676.0	0.193	250	210	290
10050169009z	4	120	1.2	49	6888.9	0.153	285	240	330
10050170009z	4	150	1.4	55	8691.4	0.124	315	270	375
10050171009z	4	185	1.6	60	10496.4	0.0991	355	300	435
10050172009z	4	240	1.7	68	13827.0	0.0754	410	350	510
10050173009z	4	300	1.8	74	16613.5	0.0601	460	390	590
10050174009z	4	400	2	82	20465.7	0.047	520	440	670

Part Number	No. of Cores	*Nominal Cross Sectional Area (mm ²)	Nom. Insulation Thickness (mm)	Approx. Overall Dia. (mm)	Approx. Cable Weight (kg/km)	DC Conductor Resistance at 20°C (Ω / km)	Current Rating (Amps.)		
							Ground at 30°C	Duct at 30°C	Air at 30°C
10050175009z	7	1.5	0.7	20	854.4	12.1	21	16	18
10050176009z	12	1.5	0.7	24	1188.6	12.1	17	13	15
10050177009z	16	1.5	0.7	26	1390.0	12.1	16	12	14
10050178009z	19	1.5	0.7	27	1530.2	12.1	15	11	13
10050179009z	27	1.5	0.7	32	1986.4	12.1	13	10	12
10050180009z	37	1.5	0.7	36	2669.4	12.1	11	9.5	10.5

Part Number	No. of Cores	*Nominal Cross Sectional Area (mm ²)	Nom. Insulation Thickness (mm)	Approx. Overall Dia. (mm)	Approx. Cable Weight (kg/km)	DC Conductor Resistance at 20°C (Ω / km)	Current Rating (Amps.)		
							Ground at 30°C	Duct at 30°C	Air at 30°C
10050181009z	7	2.5	0.7	22	956.2	7.41	27	21	15
10050182009z	12	2.5	0.7	27	1335.5	7.41	23	19.5	20.5
10050183009z	16	2.5	0.7	29	1552.2	7.41	20	18	19
10050184009z	19	2.5	0.7	31	1768.9	7.41	19	15	17
10050185009z	27	2.5	0.7	37	2519.9	7.41	17	14.5	14
10050186009z	37	2.5	0.7	41	3103.7	7.41	14.5	12.5	13

Variant with Cross Linked Halogen Free Flame Retardant (XL-HFFR) insulation

Part Number	No. of Cores	*Nominal Cross Sectional Area (mm ²)	Nom. Insulation Thickness (mm)	Approx. Overall Dia. (mm)	Approx. Cable Weight (kg/km)	DC Conductor Resistance at 20°C (Ω / km)	Current Rating (Amps.)		
							Ground at 30°C	Duct at 30°C	Air at 30°C
10050101006z	1	16	1.2	13	306.4	1.15	104	102	106
10050102006z	1	25	1.3	14	428.6	0.727	130	115	145
10050103006z	1	35	1.3	17	577.1	0.524	155	140	175
10050104006z	1	50	1.4	18	715.1	0.387	185	165	215
10050105006z	1	70	1.5	21	998.9	0.268	225	200	270
10050106006z	1	95	1.5	22	1259.4	0.193	265	235	330
10050107006z	1	120	1.7	24	1534.2	0.153	300	265	380
10050108006z	1	150	1.9	26	1845.5	0.124	335	300	430
10050109006z	1	185	2.1	28	2239.7	0.0991	380	335	495
10050110006z	1	240	2.1	31	2837.9	0.0754	435	385	590
10050111006z	1	300	2.3	34	3545.2	0.0601	490	430	670
10050112006z	1	400	2.6	37	4420.6	0.047	550	480	780

Part Number	No. of Cores	*Nominal Cross Sectional Area (mm ²)	Nom. Insulation Thickness (mm)	Approx. Overall Dia. (mm)	Approx. Cable Weight (kg/km)	DC Conductor Resistance at 20°C (Ω / km)	Current Rating (Amps.)		
							Ground at 30°C	Duct at 30°C	Air at 30°C
10050113006z	2	1.5	0.8	16	496.7	12.1	33	25	29
10050114006z	2	2.5	0.8	17	555.6	7.41	43	33	39
10050115006z	2	4	0.8	19	661.3	4.61	51	37	44
10050116006z	2	6	0.8	21	805.6	3.08	63	46	56
10050117006z	2	10	0.9	23	986.4	1.83	88	62	75
10050118006z	2	16	0.9	22	1061.0	1.15	113	81	98
10050119006z	2	25	1	24	1408.0	0.727	144	109	131
10050120006z	2	35	1	26	1671.7	0.524	175	125	150
10050121006z	2	50	1.1	28	2026.1	0.387	206	161	194
10050122006z	2	70	1.2	32	2604.2	0.268	256	203	244
10050123006z	2	95	1.25	35	3419.9	0.193	300	239	288
10050124006z	2	120	1.4	38	4146.8	0.153	344	275	331
10050125006z	2	150	1.6	42	4940.8	0.124	388	316	381
10050126006z	2	185	1.8	46	5916.1	0.0991	438	364	438
10050127006z	2	240	1.8	51	7720.1	0.0754	506	425	512
10050128006z	2	300	2	55	9234.8	0.0601	562	482	581
10050129006z	2	400	2.2	61	11302.6	0.047	612	549	662

Part Number	No. of Cores	*Nominal Cross Sectional Area (mm ²)	Nom. Insulation Thickness (mm)	Approx. Overall Dia. (mm)	Approx. Cable Weight (kg/km)	DC Conductor Resistance at 20°C (Ω / km)	Current Rating (Amps.)		
							Ground at 30°C	Duct at 30°C	Air at 30°C
10050130006z	3	1.5	0.8	17	546.9	12.1	25	19	22
10050131006z	3	2.5	0.8	18	617.4	7.41	35	32	33
10050132006z	3	4	0.8	20	811.1	4.61	44	37	39
10050133006z	3	6	0.8	22	928.5	3.08	55	47	50
10050134006z	3	10	0.9	24	1137.5	1.83	74	61	67
10050135006z	3	16	0.9	23	1284.6	1.15	94	78	85
10050136006z	3	25	1	26	1712.5	0.727	120	100	125
10050137006z	3	35	1	28	2066.3	0.524	145	120	155
10050138006z	3	50	1.1	31	2563.3	0.387	170	145	190
10050139006z	3	70	1.2	35	3527.5	0.268	210	175	235
10050140006z	3	95	1.25	38	4469.8	0.193	250	210	290
10050141006z	3	120	1.4	42	5424.6	0.153	285	240	330
10050142006z	3	150	1.6	46	6465.9	0.124	315	270	375
10050143006z	3	185	1.8	52	8278.9	0.0991	355	300	435
10050144006z	3	240	1.8	56	10156.1	0.0754	410	350	510
10050145006z	3	300	2	61	12319.6	0.0601	460	390	590
10050146006z	3	400	2.2	68	15875.8	0.047	520	440	670

Part Number	No. of Cores	*Nominal Cross Sectional Area (mm ²)	Nom. Insulation Thickness (mm)	Approx. Overall Dia. (mm)	Approx. Cable Weight (kg/km)	DC Conductor Resistance at 20°C (Ω / km)	Current Rating (Amps.)		
							Ground at 30°C	Duct at 30°C	Air at 30°C
10050147006z	3.5	25	1	28	1950.0	0.727	120	100	125
10050148006z	3.5	35	1	30	2375.0	0.524	145	120	155
10050149006z	3.5	50	1.1	34	3060.0	0.387	170	145	190
10050150006z	3.5	70	1.2	38	4085.0	0.268	210	175	235
10050151006z	3.5	95	1.25	42	5120.0	0.193	250	210	290
10050152006z	3.5	120	1.4	47	6520.0	0.153	285	240	330
10050153006z	3.5	150	1.6	51	7700.0	0.124	315	270	375
10050154006z	3.5	185	1.8	57	7660.0	0.0991	355	300	435
10050155006z	3.5	240	1.8	62	12100.0	0.0754	410	350	510
10050156006z	3.5	300	2	68	14752.0	0.0601	460	390	590
10050157006z	3.5	400	2.2	76	18560.0	0.047	520	440	670

Part Number	No. of Cores	*Nominal Cross Sectional Area (mm ²)	Nom. Insulation Thickness (mm)	Approx. Overall Dia. (mm)	Approx. Cable Weight (kg/km)	DC Conductor Resistance at 20°C (Ω / km)	Current Rating (Amps.)		
							Ground at 30°C	Duct at 30°C	Air at 30°C
10050158006z	4	1.5	0.8	18	643.0	12.1	25	19	22
10050159006z	4	2.5	0.8	20	802.5	7.41	35	32	33
10050160006z	4	4	0.8	22	920.4	4.61	44	37	39
10050161006z	4	6	0.8	23	1061.8	3.08	55	47	50
10050162006z	4	10	0.9	25	1332.7	1.83	74	61	67
10050163006z	4	16	0.9	27	1618.8	1.15	94	78	85
10050164006z	4	25	1	30	2200.4	0.727	120	100	125
10050165006z	4	35	1	33	2695.0	0.524	145	120	155
10050166006z	4	50	1.1	37	3588.6	0.387	170	145	190
10050167006z	4	70	1.2	41	4669.4	0.268	210	175	235
10050168006z	4	95	1.25	46	5906.7	0.193	250	210	290
10050169006z	4	120	1.4	52	7679.5	0.153	285	240	330
10050170006z	4	150	1.6	56	9059.5	0.124	315	270	375
10050171006z	4	185	1.8	62	10991.4	0.0991	355	300	435
10050172006z	4	240	1.8	69	14224.7	0.0754	410	350	510
10050173006z	4	300	2	75	17214.8	0.0601	460	390	590
10050174006z	4	400	2.2	83	21257.9	0.047	520	440	670

Part Number	No. of Cores	*Nominal Cross Sectional Area (mm ²)	Nom. Insulation Thickness (mm)	Approx. Overall Dia. (mm)	Approx. Cable Weight (kg/km)	DC Conductor Resistance at 20°C (Ω / km)	Current Rating (Amps.)		
							Ground at 30°C	Duct at 30°C	Air at 30°C
10050175006z	7	1.5	0.8	22	955.4	12.1	21	16	18
10050176006z	12	1.5	0.8	26	1348.9	12.1	17	13	15
10050177006z	16	1.5	0.8	28	1597.9	12.1	16	12	14
10050178006z	19	1.5	0.8	30	1788.8	12.1	15	11	13
10050179006z	27	1.5	0.8	35	2490.5	12.1	13	10	12
10050180006z	37	1.5	0.8	39	3081.7	12.1	11	9.5	10.5

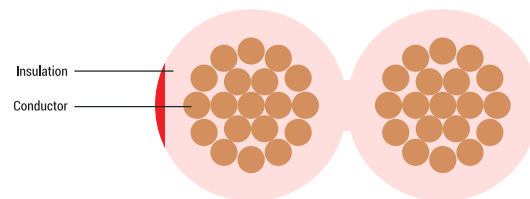
Part Number	No. of Cores	*Nominal Cross Sectional Area (mm ²)	Nom. Insulation Thickness (mm)	Approx. Overall Dia. (mm)	Approx. Cable Weight (kg/km)	DC Conductor Resistance at 20°C (Ω / km)	Current Rating (Amps.)		
							Ground at 30°C	Duct at 30°C	Air at 30°C
10050181006z	7	2.5	0.8	25	1028.1	7.41	27	21	15
10050182006z	12	2.5	0.8	29	1460.4	7.41	23	19.5	20.5
10050183006z	16	2.5	0.8	33	1650.0	7.41	20	18	19
10050184006z	19	2.5	0.8	35	1927.6	7.41	19	15	17
10050185006z	27	2.5	0.8	38	2745.9	7.41	17	14.5	14
10050186006z	37	2.5	0.8	42	3425.1	7.41	14.5	12.5	13

* Applicable for cable diameter above 10 mm as per IS 10810 P-63up to 6 Sq mm circular stranded

10 Sq. mm stranded circular compacted

16 Sq. mm above stranded shaped compacted.

Note: The cable is also available with class 1 solid conductor.



Application

Speaker cables are highly recommended for use in connecting speakers, public address system for clear and distortion free voice with low dB loss.

Cable Construction

The cables are manufactured with bright annealed plain flexible electrolytic grade copper conductor, bunched compactly, insulated with specially formulated PVC compound. Each core is uniquely designed for easy identification. In order to offer uniform capacitance throughout length the distance between the two conductors is maintained uniformly.

Colour Availability : Transparent / black with red tracer for polarity identification.

Packing : The delivery length is available in 90 mtr. coils

Cable Design Parameters

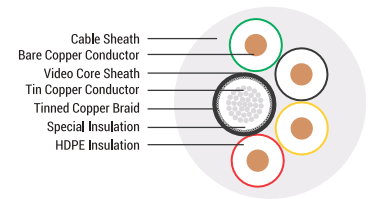
Kindly complete the part numbers for these cables by adding the suffix (in place of 'xx') for colour required:

00 - Transparent, 02 - black.

Part Number	Equivalent AWG	Nominal Cross Sectional Area (Sq. mm)	Max. DC Conductor Resistance at 20°C (Ω/km)	Maximum Overall Dimensions (W X H) (mm)
01090101xx10	22	0.5	39.0	4.2 x 2.1
01090102xx10	19	0.8	26.0	4.7 x 2.4
01090103xx10	18	1.0	19.5	5.7 x 2.9
01090104xx10	16	1.5	13.3	6.0 x 3.0
01090105xx10	14	2.5	8.0	7.0 x 3.6
01090106xx10	12	4.0	5.0	8.4 x 4.1
01090107xx10	10	6.0	3.3	9.6 x 4.7

Recommended length

Wire Size	2Ω load	4Ω load	6Ω load	8Ω load
22 AWG	3ft (0.9m)	6ft (1.8m)	9ft (2.7m)	12ft (3.6m)
19 AWG	5ft (1.5m)	10ft (3m)	15ft (4.5m)	20ft (6m)
18 AWG	8ft (2.4m)	16ft (4.9m)	24ft (7.3m)	32ft (9.7m)
16 AWG	12ft (3.6m)	24ft (7.3m)	36ft (11m)	48ft (15m)
14 AWG	20ft (6.1m)	40ft (12m)	60ft (18m)	80ft (24m)
12 AWG	30ft (9.1m)	60ft (18m)	90ft (27m)	120ft (36m)
10 AWG	50ft (15m)	100ft (30m)	150ft (46m)	200ft (61m)



Application

These cables are specifically designed to transmit complete video frequency with minimum distortion or attenuation for security and surveillance. This cable is offered in two variants viz., 4+1 and 3+1 CCTV Camera cable.

Properties

CCTV cables are designed to optimize the quality of video signals. The dense tin coated copper screen ensures complete elimination of EMI/RFI from video signals and also provides reduced DC resistance ground path. The multi stranded construction of video core offers better flexibility and reduced bending radius.

Cable Construction

Screened Core for Video signal

Conductor : The central conductor is made of flexible fine wires tin coated electrolytic grade copper

Insulation : The insulation provided over the conductor is with high dielectric strength and low capacitance

Screen : Annealed tin coated copper braid screen, approx. 85% coverage

Sheath : Black colored PVC

Power Cores

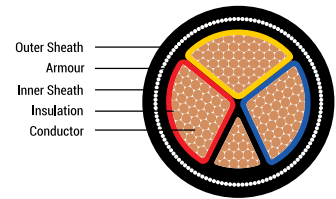
Conductor : Solid electrolytic grade annealed plain copper, 0.5 mm

Insulation : The insulation provided over the conductor is of high density polyethylene (HDPE)

Sheath : PVC

Cable Colour : White.

Part Number	Cable Type	Cable Size (Sq. mm)	Nominal Cable Diameter (mm)	Power Core Colour
010801010795	CCTV Cable 4+1	4C + 1C x 0.25	6.0	RD, YL, BK, GN
010801020795	CCTV Cable 3+1	3C + 1C x 0.25	6.0	RD, YL, BL



Al/Cu LT Power & Control Cable as Per IS:7098 P-1 (Arm / Unarm Cable)

Technical Data

Type of Conductor : Aluminium or Copper, 1.5 sq. mm to 6 sq. mm class -1 round or class-2 stranded, Round 10 sq. mm class 2 round, 16 sq.mm & above class - 2 circular, compact circular or sector

Type of Insulation

XLPE as per IS : 7098 P-1

Max. conductor operating temperature : 90°C

Short circuit condition temperature : 250°C

Voltage rating : 1100V

Inner Sheath

PVC tape or PVC extruded as Per IS 7098 P -1

Armouring

In single core Al wire / strip & In multi core G.I. wire / strip

Outer Sheath

PVC type ST2 as per IS 5831 & FR or FR-LSH as per IS: 7098 P-1

Marking on Cable

By embossing / By inkjet printing

Product Range

1C upto 1000 sq. mm

2C, 3C, 3.5C, 4C upto 630 sq. mm

1.5 to 4 sq. mm 2C to 61C

4 & 6 sq. mm up to 7C, Arm & unarm

Core Colour

1C: Any one out of Red, Blue, Black, Yellow, Natural

2C: Red, Black

3C: Red, Yellow, Blue

3.5C: Red, Yellow, Blue & Neutral Black

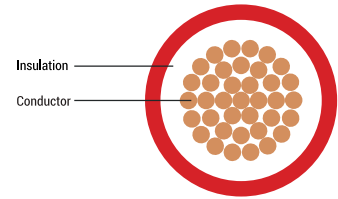
4C: Red, Yellow, Blue, Black

5C: Red, Yellow, Blue, Black, Grey

6C & Above: In each layer BI, YI & Others GY or numbering on Grey or Black core

Size Range

Sr. No.	Single Core Arm / Unarm	Two Core Arm / Unarm	Three Core Arm / Unarm	Three & Half Core Arm / Unarm	Four Core Arm / Unarm	Drum Packing	
						Al	Cu
1	-	10 /2C	10/3C	-	10 /4C	1000	1000
2	-	16/2C	16/3C	-	16/4C	1000	1000
3	25/1C	25/2C	25/3C	25/3.5C	25/4C	1000/500	500
4	35/1C	35/2C	35/3C	35/3.5C	35/4C	1000/500	500
5	50/1C	50/2C	50/3C	50/3.5C	50/4C	500	500
6	70/1C	70/2C	70/3C	70/3.5C	70/4C	500	500
7	95/1C	95/2C	95/3C	95/3.5C	95/4C	500	500
8	120/1C	120/2C	120/3C	120/3.5C	120/4C	500	500
9	150/1C	150/2C	150/3C	150/3.5C	150/4C	500	250
10	185/1C	185/2C	185/3C	185/3.5C	185/4C	500	250
11	240/1C	240/2C	240/3C	240/3.5C	240/4C	500	250
12	300/1C	300/2C	300/3C	300/3.5C	300/4C	500	250
13	400/1C	400/2C	400/3C	400/3.5C	400/4C	500	250
14	500/1C	500/2C	500/3C	500/3.5C	500/4C	500	250
15	630/1C	630/2C	630/3C	630/3.5C	630/4C	500	250
16	800/1C	-	-	-	-	500	250
17	1000/1C	-	-	-	-	500	250



Electron Beam Cross-linked | HFFR (Halogen Free Flame Retardant) insulation | Non-Toxic & Non-Corrosive

Application

These advanced E-Beam crosslinked halogen-free single-core cables are ideal for flexible installations in panels, cabinets, machinery, controllers and equipment used in chemical industries, oil and gas sectors, and other hazardous or fire-prone environments. They are specifically designed for industrial and commercial applications in densely populated areas, ensuring superior fire safety, low smoke emissions, and high durability.

Technical Data

Approvals : IS 17048 marked, FIA/TAC

Cable Code : XZ

Voltage Grade : Up to and including 1100V

Conductor : Flexible electrolytic annealed plain copper, class 5, IS 8130

Insulation : E-Beam Crosslinked HFI-XL 90 Halogen Free Flame Retardant (HFFR)

Packing : 200 meters in polybag packing

Properties

- Temperature range : -25°C to 110°C
- Max. short circuit temperature rating: 300°C
- Chlorine Free: Non-toxic & Non-corrosive
- Smoke emission is negligible & transparent
- Excellent water resistance properties
- Abrasion resistant
- Weather resistant
- Anti-Rodent & Anti-Termite
- Offers extended service life
- The victims trapped in fire do not suffocate and this facilitate fire fighting operations.
- Self-extinguishing and flame retardant according to IS 10810 P - 61
- Free from 245+ hazardous substances

Cable Design Parameters

Kindly complete the part numbers for these cables by adding the suffix (in place of 'xx') for the colour required

01 - Green, 02 - Black, 03 - Red, 04 - Blue, 05 - Yellow, 06 - Green/Yellow, 07 - White, 08 - Violet, 09 - Brown, 10 - Orange, 11 - Pink, 12 - Grey.

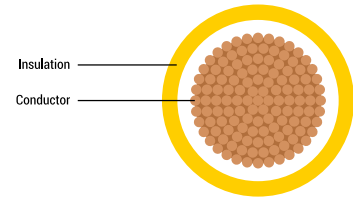
Part Number	Nominal Cross Sectional Area (Sq. mm)	No of Strands/ Max. strand dia. (mm)	Nominal Insulation Thickness (mm)	Maximum Diameter Over insulation (mm)	Max. current carrying capacity (A)
02100101xx60	0.5	16/0.2	0.6	2.6	8
02100102xx60	0.75	24/0.2	0.6	2.8	13
02100103xx60	1	32/0.2	0.6	3	21
02100104xx60	1.5	30/0.25	0.6	3.4	27
02100105xx60	2.5	50/0.25	0.7	4.1	34
02100106xx60	4	56/0.30	0.8	4.8	46
02100107xx60	6	84/0.30	0.8	5.3	59

Test Parameters for Assessment of Halogen

Test	Test Method	Values
pH	IS 17048	≥ 4.3
Conductivity	IS 17048	≤ 10 μs/mm
Chlorine and bromine expressed as content of HCL	IS 10810 P - 59	≤ 0.5 %
Presence of fluorine	IS 17048	≤ 0.1 %

LSOH-FR (IS 17048)

REACH | RoHS | CE | CPR Compliant



HFFR (Halogen Free Flame Retardant) insulation 70°C | Non-Toxic & Non-Corrosive | Does not propagate flame & fire.

Application

Flexible single core cable with Halogen Free Flame Retardant insulation. These are suitable for flexible installations preferably in panels, cabinets, machineries, controllers, equipments used in chemical industries, oil and gas industries, in explosive or fire prone areas where safety is utmost important. They also find their usage in flexible wiring installations in industrial and commercial areas with dense population.

Technical Data

Approvals : IS 17048 marked, FIA/TAC

Cable Code : Z

Voltage Grade : Up to and including 1100V

Conductor : Flexible electrolytic annealed plain copper, class 5, IS 8130

Insulation : HFI-TP 70, Thermoplastic halogen free flame retardant.

Packing : 200 meter in polybag packing.

Properties

Temperature range : -15°C to +70°C

Max. short circuit temperature rating : 160°C

The insulation does not burn readily.

Smoke is Negligible, transparent, non-toxic

The victims trapped in fire do not suffocate and this facilitate fire fighting operations.

Self-extinguishing and flame retardant according to IS 10810 P – 61

Free from 245+ hazardous substance

Cable Design Parameters

Kindly complete the part numbers for these cables by adding the suffix (in place of 'xx') for the colour required:

01 – green, 02 – black, 03 – red, 04 – blue, 05 – yellow, 06 – green/yellow, 07 – white, 08 – violet, 09 – brown, 10 – orange, 11 – pink, 12 – grey.

Part Number	Nominal Cross Sectional Area (sq, mm)	No of Strands/Max. strand dia. (mm)	Nominal Insulation Thickness (mm)	Maximum Diameter Over insulation (mm)	Max. current carrying capacity (A)
02070108xx70	10	140/0.30	1.0	7.0	52
02070109xx70	16	126/0.40	1.0	8.1	70
02070110xx70	25	196/0.40	1.2	10.2	88
02070111xx70	35	276/0.40	1.2	11.7	112
02070112xx70	50	396/0.40	1.4	13.9	146
02070113xx70	70	360/0.50	1.4	16.0	216
02070114xx70	95	480/0.50	1.6	18.2	262
02070115xx70	120	608/0.50	1.6	20.2	310
02070116xx70	150	750/0.50	1.8	22.5	355

Part Number	Nominal Cross Sectional Area (sq, mm)	No of Strands/Max. strand dia. (mm)	Nominal Insulation Thickness (mm)	Maximum Diameter Over insulation (mm)	Max. current carrying capacity (A)
02070117xx70	185	931/0.50	2.0	24.9	415
02070118xx70	240	1200/0.50	2.2	28.4	500
02070119xx70	300	1500/0.50	2.4	31.0	550

Test Parameters

Test	Test Method	Values
Limited Oxygen Index	IS 10810 P-58	> 31%
Limited Temp. Index	IS 10810 P-64	≥ 250 °C
Light Transmittance (Smoke Density test*)	IS 10810 P – 63	> 70 %

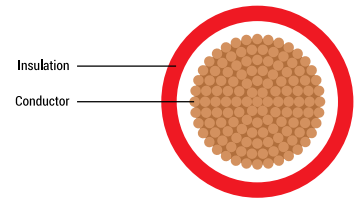
Assessment of Halogen

Test	Test Method	Values
pH	IS 17048	≥ 4.3
Conductivity	IS 17048	≤ 10 µs/mm
Chlorine and bromine expressed as content of HCL	IS 10810 P – 59	≤ 0.5 %
Presence of fluorine	IS 17048	≤ 0.1 %

* Applicable for cable diameter above 10 mm as per IS 10810 P-63

FR-LSH FLEXIBLE SINGLE CORE CABLE

REACH | RoHS | CE



FR-LSH (Flame Retardant Low Smoke and Halogen) insulation 70°C | Does not propagate flame & fire | Reduced Smoke and acid gas emission

Application

Flexible single core cable with FR-LSH (Flame Retardant Low Smoke and Halogen) PVC insulation. This cable can be used in panels, cabinets, machines and internal wirings with switchgears, relays, controllers, equipments, controls units, etc. specially in hazard prone areas. They also find their usage in flexible wiring installations in industrial and commercial areas with dense population.

Technical Data

Approvals : IS 694 marked, FIA / TAC

Cable Code : Y (FR-LSH)

Voltage : Up to and including 1100V

Conductor : Flexible electrolytic annealed plain copper, class 5, IS 8130

Insulation : Specially formulated FR-LSH (Flame Retardant Low Smoke and Halogen) PVC, IS 5831

Packing : 200 meters in polybag packing up to 4 Sq. mm and shrink wrap packing for 6 Sq. mm and above

Properties

Temperature range : -15°C to +70°C

Reduced smoke emission provides higher visibility

Minimized acid gas generation

Max. short circuit temperature rating: 160°C

Self-extinguishing and flame retardant according to IS 10810 P – 61

Free from 245+ hazardous substance

Cable Design Parameters

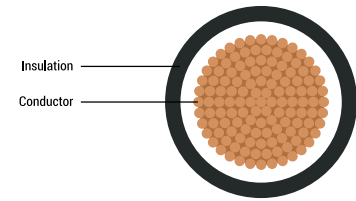
Kindly complete the part numbers for these cables by adding the suffix (in place of 'xx') for the colour required:

01 – green, 02 – black, 03 – red, 04 – blue, 05 – yellow, 06 – green/yellow, 07 – white, 08 – violet, 09 – brown, 10 – orange, 11 – pink, 12 – grey.

Part Number	Nominal Cross Section Area (Sq. mm)	No of Strands/Max. Strand Diameter (mm)	Nominal Insulation Thickness (mm)	Maximum Diameter Over Insulation (mm)	Max. Current Carrying Capacity (A)
02080101xx50	0.5	16/0.2	0.6	2.6	5
02080102xx50	0.75	24/0.2	0.6	2.8	8
02080103xx50	1	32/0.2	0.6	3.0	13
02080104xx50	1.5	30/0.25	0.7	3.4	17
02080105xx50	2.5	50/0.25	0.8	4.1	24
02080106xx50	4	56/0.30	0.8	4.8	30
02080107xx50	6	84/0.30	0.8	5.3	38
02080108xx50	10	140/0.30	1.0	7.0	52
02080109xx50	16	126/0.40	1.0	8.1	70
02080110xx50	25	196/0.40	1.2	10.2	88
02080111xx50	35	276/0.40	1.2	11.7	112
02080112xx50	50	396/0.40	1.4	13.9	146
02080113xx50	70	360/0.50	1.4	16.0	216
02080114xx50	95	480/0.50	1.6	18.2	262
02080115xx50	120	608/0.50	1.6	20.2	310
02080116xx50	150	750/0.50	1.8	22.5	355
02080117xx50	185	931/0.50	2.0	24.9	415
02080118xx50	240	1200/0.50	2.2	28.4	500
02080119xx50	300	1500/0.50	2.4	31.0	550

Test Parameters

Test	Test Method	Values
Limited Oxygen Index	IS 10810 P-58	> 29%
Limited Temp. Index	IS 10810 P-64	≥ 250 °C
Smoke Density	IS 10810 P – 63	< 60 %
Acid Gas Generation	IS 10810 P-59	< 20 %



FR (Flame Retardant) insulation 70°C | Hazardous substance free | Does not propagate flame & fire.

Application

Flexible single core cable with Flame Retardant PVC insulation. This cable can be used in panels, cabinets, machines and internal wirings with switchgears, relays, controllers, equipments, controls units, etc.

Technical Data

Approvals : IS 694 marked, FIA/TAC

Cable Code : Y (FR)

Voltage Grade : Up to and including 1100V

Conductor : Flexible electrolytic annealed plain copper, class 5, IS 8130

Insulation : FR (Flame Retardant) PVC, IS 5831

Packing : 200 meters in polybag packing up to 4 Sq. mm and shrink wrap packing for 6 Sq. mm and above. Product also available in 100 meter packing.

Properties

Temperature range : -15°C to +70°C

Max. short circuit temperature rating : 160°C

Self-extinguishing and flame retardant according to IS 10810 P – 61

Free from 245+ hazardous substance (REACH Compliant)

Cable Design Parameters

Kindly complete the part numbers for these cables by adding the suffix (in place of 'xx') for the colour required:

01 – green, 02 – black, 03 – red, 04 – blue, 05 – yellow, 06 – green/yellow, 07 – white, 08 – violet, 09 – brown, 10 – orange, 11 – pink, 12 – grey.

Part Number	Nominal Cross Sectional Area (sq, mm)	No of Strands/Max. strand dia. (mm)	Nominal Insulation Thickness (mm)	Maximum Diameter Over insulation (mm)	Max. current carrying capacity (A)
02090101xx20	0.5	16/0.2	0.6	2.6	5
02090102xx20	0.75	24/0.2	0.6	2.8	8
02090103xx20	1	32/0.2	0.6	3.0	13
02090104xx20	1.5	30/0.25	0.7	3.4	17
02090105xx20	2.5	50/0.25	0.8	4.1	24
02090106xx20	4	56/0.30	0.8	4.8	30
02090107xx20	6	84/0.30	0.8	5.3	38
02090108xx20	10	140/0.30	1.0	7.0	52
02090109xx20	16	126/0.40	1.0	8.1	70
02090110xx20	25	196/0.40	1.2	10.2	88
02090111xx20	35	276/0.40	1.2	11.7	112
02090112xx20	50	396/0.40	1.4	13.9	146
02090113xx20	70	360/0.50	1.4	16.0	216
02090114xx20	95	480/0.50	1.6	18.2	262

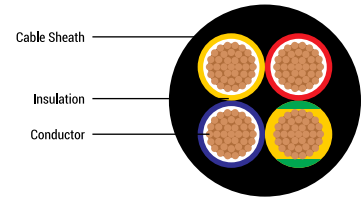
Part Number	Nominal Cross Sectional Area (sq, mm)	No of Strands/Max. strand dia. (mm)	Nominal Insulation Thickness (mm)	Maximum Diameter Over insulation (mm)	Max. current carrying capacity (A)
02090115xx20	120	608/0.50	1.6	20.2	310
02090116xx20	150	750/0.50	1.8	22.5	355
02090117xx20	185	931/0.50	2.0	24.9	415
02090118xx20	240	1200/0.50	2.2	28.4	500
02090119xx20	300	1500/0.50	2.4	31.0	550

Test Parameters

Test	Test Method	Values
Limited Oxygen Index	IS 10810 P-58	> 29%
Limited Temp. Index	IS 10810 P-64	≥ 250 °C

RATNAFLEX MULTICORE (IS 694)

REACH | RoHS | CE



Application

These cables are designed for residential and commercial infrastructure. They serve as the connecting medium in power and control panels, cabinets & switchgears. They can also be used for the purposes such as stationary and static appliances, motors and for other single phase connections.

Ratnaflex -M: PVC insulated & sheathed multicore cables suitable for all general purpose wirings for max. operating temperature of 70°C.

Ratnaflex -M HR: HR PVC insulated & sheathed multicore cables suitable for higher operating temperature of 70°C.

Ratnaflex -M FR: Flame Retardant (FR) multicore cable enhances safety and are suitable for max. operating temperature 70°C.

Ratnaflex -M HRFR: Heat Resistant (HR) & Flame Retardant (FR) multicore cables are suitable for higher operating temperature up to 85°C with enhanced safety.

Ratnaflex -M FR-LSH: Flame Retardant Low Smoke Low Halogen (FR-LSH) cables are suitable for wiring in public places like schools, hospitals, theatres, etc.

Technical Data

Approvals : IS 694 marked, FIA/TAC

Conductor : Electrolytic grade annealed copper Class 5 as per IS 8130

Standard Cable Colour : Black, grey & white

Voltage Rating : Up to and including 1100V

Packing : Standard packing of 100 mtr. in coil. Longer length available on request

Variants Available

Product Type/Legends	Specifications
RATNAFLEX-M	IS 694, IS 8130 Class 5, IS 5831 Type D for insulation & ST-3 & for sheathing
RATNAFLEX-M HR	IS 694, IS 8130 Class 5, IS 5831 Type C for insulation & ST-2 for sheathing
RATNAFLEX-M FR	IS 694, IS 8130 Class 5, IS 5831 Type D for insulation & ST-3 (FR) & for sheathing
RATNAFLEX-M HR FR	IS 694, IS 8130 Class 5, IS 5831 Type C for insulation & ST-2 (FR) for sheathing
RATNAFLEX-M FR-LSH	IS 694, IS 8130 Class 5, IS 5831 Type D for insulation & ST-3 (FR-LSH) for sheathing

Please complete the part numbers for these cables by adding the suffix (in place of 'xx') for the insulation colour required.
 06 - green-yellow earth core. We offer green/yellow earth core as our standard product.
 00 - without green-yellow earth core (available on request).

Kindly complete the part numbers for these cables by adding the suffix (in place of 'y') for the product type required.
 1 - PVC 70°C, 2 - PVC FR 70°C, 3 - PVC HR 85°C, 4 - PVC HR 85°C + FR, 5 - PVC FR-LSH 70°C.

Kindly complete the part numbers for these cables by adding the suffix (in place of 'z') for the sheath colour required.
 1 - black, 4 - grey, 5 - white.

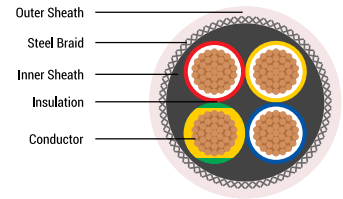
Kindly add 'OU' after the part number, for the cables required for outdoor application.

Part Number	No. of Cores	Nominal Cross Sectional Area (Sq. mm)	Nominal Insulation Thickness (mm)	Max. D.C. Conductor Resistance at 20°C (Ω/km)	Nominal Thickness of Sheath	Maximum Overall Dimensions (mm)
03010101xxyz	1	0.5	0.6	39.0	0.9	4.3
03010102xxyz	2	0.5	0.6	39.0	0.9	6.9
03010103xxyz	3	0.5	0.6	39.0	0.9	7.3
03010104xxyz	4	0.5	0.6	39.0	0.9	8.0
03010105xxyz	5	0.5	0.6	39.0	0.9	8.7
03010106xxyz	1	0.75	0.6	26.0	0.9	4.5
03010107xxyz	2	0.75	0.6	26.0	0.9	7.3
03010108xxyz	3	0.75	0.6	26.0	0.9	7.7
03010109xxyz	4	0.75	0.6	26.0	0.9	8.4
03010110xxyz	5	0.75	0.6	26.0	0.9	9.2
03010111xxyz	1	1	0.6	19.5	0.9	4.7
03010112xxyz	2	1	0.6	19.5	0.9	7.6
03010113xxyz	3	1	0.6	19.5	0.9	8.1
03010114xxyz	4	1	0.6	19.5	0.9	8.8
03010115xxyz	5	1	0.6	19.5	1.0	9.6
03010116xxyz	1	1.5	0.6	13.3	0.9	5.4
03010117xxyz	2	1.5	0.6	13.3	0.9	8.9
03010118xxyz	3	1.5	0.6	13.3	0.9	9.4
03010119xxyz	4	1.5	0.6	13.3	1.0	10.4
03010120xxyz	5	1.5	0.6	13.3	1.0	11.4
03010121xxyz	1	2.5	0.70	7.98	1.0	6.2
03010122xxyz	2	2.5	0.70	7.98	1.0	10.3
03010123xxyz	3	2.5	0.70	7.98	1.0	10.9
03010124xxyz	4	2.5	0.70	7.98	1.0	12.0
03010125xxyz	5	2.5	0.70	7.98	1.0	13.2
03010126xxyz	1	4	0.80	4.95	1.0	6.8
03010127xxyz	2	4	0.80	4.95	1.0	11.6
03010128xxyz	3	4	0.80	4.95	1.0	12.4
03010129xxyz	4	4	0.80	4.95	1.0	13.6
03010130xxyz	5	4	0.80	4.95	1.1	15.3
03010131xxyz	1	6	0.80	3.30	1.1	7.5
03010132xxyz	2	6	0.80	3.30	1.1	13.0
03010133xxyz	3	6	0.80	3.30	1.2	13.8
03010134xxyz	4	6	0.80	3.30	1.2	15.5
03010135xxyz	1	10	1.00	1.9	1.3	9.4
03010136xxyz	2	10	1.00	1.9	1.3	16.5
03010137xxyz	3	10	1.00	1.9	1.4	17.7
03010138xxyz	4	10	1.00	1.9	1.4	19.5
03010139xxyz	1	16	1.00	1.2	1.4	10.9

Part Number	No. of Cores	Nominal Cross Sectional Area (Sq. mm)	Nominal Insulation Thickness (mm)	Max. D.C. Conductor Resistance at 20°C (Ω/km)	Nominal Thickness of Sheath	Maximum Overall Dimensions (mm)
03010140xyz	2	16	1.00	1.21	1.4	19.4
03010141xyz	3	16	1.00	1.21	1.4	20.6
03010142xyz	4	16	1.00	1.21	1.4	23.0
03010143xyz	1	25	1.20	0.780	1.4	13.6
03010144xyz	2	25	1.20	0.780	1.4	23.8
03010145xyz	3	25	1.20	0.780	1.5	25.6
03010146xyz	4	25	1.20	0.780	1.6	28.5
03010147xyz	1	35	1.20	0.554	1.6	15.5
03010148xyz	2	35	1.20	0.554	1.6	27.2
03010149xyz	3	35	1.20	0.554	1.6	29.3
03010150xyz	4	35	1.20	0.554	1.7	32.7
03010151xyz	1	50	1.40	0.386	2.0	18.1
03010152xyz	2	50	1.40	0.386	2.0	32.0
03010153xyz	3	50	1.40	0.386	2.0	34.6
03010154xyz	4	50	1.40	0.386	2.0	38.6
03010155xyz	1	70	1.40	0.272	2.2	20.8
03010156xyz	2	70	1.40	0.272	2.2	36.8
03010157xyz	3	70	1.40	0.272	2.2	39.6
03010158xyz	4	70	1.40	0.272	2.2	44.3
03010159xyz	1	95	1.60	0.206	2.4	23.6
03010160xyz	2	95	1.60	0.206	2.4	41.8
03010161xyz	3	95	1.60	0.206	2.4	47.0
03010162xyz	4	95	1.60	0.206	2.4	50.2
03010163xyz	1	120	1.60	0.161	2.5	26.0
03010164xyz	2	120	1.60	0.161	2.5	46.2
03010165xyz	3	120	1.60	0.161	2.5	51.0
03010166xyz	4	120	1.60	0.161	2.5	55.7
03010167xyz	3	150	1.80	0.129	2.6	54.8
03010168xyz	4	150	1.80	0.129	2.6	62.1
03010169xyz	3	185	2.00	0.106	2.8	61.2
03010170xyz	4	185	2.00	0.106	2.8	68.5
03010171xyz	3	240	2.20	0.0801	3.0	69.7
03010172xyz	4	240	2.20	0.0801	3.0	77.9
03010173xyz	3	300	2.40	0.0641	3.2	75.7
03010174xyz	4	300	2.40	0.0641	3.2	84.4

STEEL BRAIDED YSY 1.1 KV

REACH | RoHS | CE



Application

These cables are used as power cables in building and commercial infrastructure, tool machinery, plant installation. The braided screen offers best possible protection against mechanical damage. The galvanized coating on the steel wire braiding not only helps protect against corrosion, but also notably improves the soldering performance. The transparent sheath gives the cable in addition an optical reevaluation.

Standard

The cables are provided with enhanced insulation thickness meeting 1.1kV rating.

Technical Data

Temperature Range : Flexing -5°C to +70°C. Fixed installation -15°C to +70°C

Nominal Voltage : 1100V

Test Voltage : 4000V

Breakdown Voltage : Min. 8000V

Insulation Resistance : Min. 20 GΩ x cm

Minimum Bending Radius : Flexing 20 x cable ø. Fixed installation 6 x cable ø

Cable Construction

Electrolytic grade bare copper, fine wire conductors to IS 8130, Class 5.

Core insulation of PVC A, IS 5831.

Cores stranded with optimal lay-length.

Special PVC inner jacket.

Galvanised steel wire braid screen.

Special transparent PVC outer jacket (Also available in Grey)

Core Colour Identification:

No. of Cores	Colour Codes
2	RD/BK
3	RD/BK/GNYE
3a	RD/YL/BL
4	RD/YL/BL/GNYE
4a	RD/YL/BL/Bk
5	RD/YL/BL/BK/GY

Properties

PVC self-extinguishing and flame retardant according to IEC 60332-1-2.

Cable Design Parameters

Kindly complete the part numbers for these cables by adding the suffix as below :

For the core identification (in place of xx) :

01 - With green/yellow earth core.

02 - Without green/yellow earth core.

For Jacket Colour (in place of z) : 3 - grey (RAL 7001), 6 - transparent.

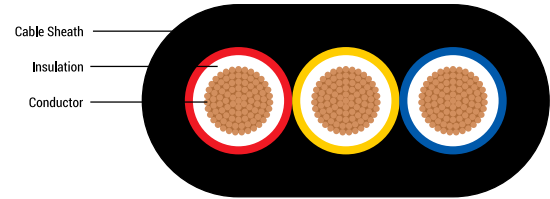
Part Number	No. of Cores & Nominal Cross Sectional Area (Sq. mm)	Approx. Cable Diameter (mm)	Approx. Copper Weight (kg/km)	Approx. Cable Weight (kg/km)
01200101xx1z	2 x 1	9.5	18.3	162.9
01200102xx1z	3 x 1	9.9	27.4	183.7
01200103xx1z	4 x 1	10.5	36.5	212.8
01200104xx1z	5 x 1	11.5	45.6	251.6
01200105xx1z	2 x 1.5	10.0	26.7	187.9
01200106xx1z	3 x 1.5	10.5	40.1	213.7
01200107xx1z	4 x 1.5	11.4	53.5	256.3
01200108xx1z	5 x 1.5	12.2	66.9	296.8
01200109xx1z	2 x 2.5	11.5	44.6	252.6
01200110xx1z	3 x 2.5	12.0	66.9	292.1
01200111xx1z	4 x 2.5	12.9	89.2	347.2
01200112xx1z	5 x 2.5	13.9	111.4	407.8
01200113xx1z	2 x 4	12.9	71.9	334.0
01200114xx1z	3 x 4	13.6	107.8	392.3
01200115xx1z	4 x 4	14.6	143.8	470.9
01200116xx1z	5 x 4	16.0	179.7	567.3
01200117xx1z	2 x 6	14.2	107.8	420.7
01200118xx1z	3 x 6	15.1	161.8	510.7
01200119xx1z	4 x 6	16.3	215.7	619.4
01200120xx1z	2 x 10	17.2	179.7	627.9
01200121xx1z	3 x 10	18.3	269.6	769.9
01200122xx1z	4 x 10	19.9	359.5	940.9
01200123xx1z	2 x 16	19.7	287.6	862.2
01200124xx1z	3 x 16	20.8	431.4	1059.4
01200125xx1z	4 x 16	22.7	575.2	1311.0
01200126xx1z	2 x 25	23.0	447.4	1218.8
01200127xx1z	3 x 25	24.6	671	1531.3
01200128xx1z	4 x 25	27.1	894.7	1923.2
01200129xx1z	2 x 35	25.7	629.9	1585.0
01200130xx1z	3 x 35	27.3	944.9	1990.7
01200131xx1z	2 x 35	30.1	1259.9	2513.2
01200132xx1z	2 x 50	30.3	903.8	2211.6
01200133xx1z	3 x 50	32.2	1355.8	2789.8
01200134xx1z	4 x 50	35.2	1807.7	3502.1
01200135xx1z	2 x 70	34.1	1283.9	2923.8
01200136xx1z	3 x 70	36.2	1925.8	3721.4
01200137xx1z	4 x 70	39.7	2567.7	4695.7

Part Number	No. of Cores & Nominal Cross Sectional Area (Sq. mm)	Approx. Cable Diameter (mm)	Approx. Copper Weight (kg/km)	Approx. Cable Weight (kg/km)
01200138xx1z	2 x 95	38.5	1711.8	3795.5
01200139xx1z	3 x 95	41.0	2567.7	4853.0
01200140xx1z	4 x 95	45.1	3423.6	6138.5
01200141xx1z	2 x 120	41.8	2168.3	4603.2
01200142xx1z	3 x 120	44.5	3252.5	5920.2
01200143xx1z	4 x 120	49.0	4336.6	7513.4
01200144xx1z	2 x 150	45.9	2674.7	5591.7
01200145xx1z	3 x 150	48.9	4012.1	7211.7
01200146xx1z	4 x 150	53.9	5349.4	9166.2
01200147xx1z	2 x 185	50.6	3320.2	6848.6
01200148xx1z	3 x 185	53.9	4980.3	8849.2
01200149xx1z	4 x 185	59.5	6640.4	11267.5
01200150xx1z	2 x 240	56.4	4279.6	8639.7
01200151xx1z	3 x 240	60.2	6419.3	11207.5
01200152xx1z	3 x 240	66.4	8559.1	14288.1

We also offer this cable with all black numbered cores with or without green/yellow earth core, on request.

PVC/PVC 3 CORE SUBMERSIBLE FLAT CABLE

REACH | RoHS | CE



Application

The PVC insulated and sheathed 3 core flat cables are mainly used in pump connections. They are also used in many industrial applications.

The sheath is specially made out to resist tough and difficult outdoor conditions & excellent resistant to water.

Technical Data

Approvals : IS 694 marked, FIA/TAC

Conductor : Electrolytic grade annealed copper

Core Colour : Red, yellow (centre core), blue

Sheath Colour : Black

Voltage Grade : Upto and including 1100V

Packing : Standard packing of 100 mtr. in coils. Longer length available on request.

Variants Available

Part Numbers	Specifications
PVC 70°C	IS 694, IS 8130 class 5, IS 5831 Type A insulation & ST-1 sheath.
HR 85°C	IS 694, IS 8130 class 5, IS 5831 Type C insulation & ST-2 sheath.

Cable Design Parameters

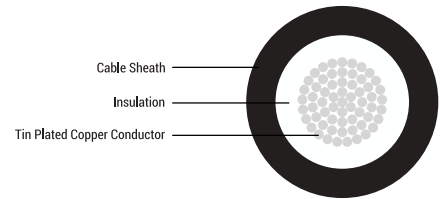
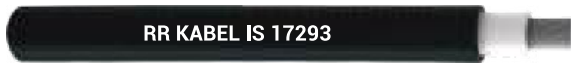
Kindly complete the part numbers for these cables by adding the suffix (in place of 'y') for the cable type 1 – PVC 70°C, 3 - PVC HR 85°C.

Part Number	Conductor construction		Conductor resistance at 20°C (Ω/km) Max.	Nom. Insulation thickness (mm)	Nominal Sheath Thickness (mm)	Approx. overall dimensions (W X H) (mm) +/- 0.5 mm	Current carrying capacity (Ampere)
	Cross sectional area (Sq. mm)	No./Max. dia of strands (mm)					
0118110102y1	0.5	16/0.2	39.0	0.6	0.9	9.60 X 4.90	4
0118110202y1	0.75	24/0.2	26.0	0.6	0.9	10.5 X 5.20	7
0118110302y1	1	32/0.2	19.5	0.6	0.9	11.0 X 5.40	12
0118110402y1	1.5	30/0.25	13.30	0.6	0.9	12.0 X 5.6	16
0118110502y1	2.5	50/0.25	7.98	0.7	1.0	13.0 X 6.2	22
0118110602y1	4	56/0.3	4.95	0.8	1.0	15.3 X 7.1	28
0118110702y1	6	84/0.3	3.30	0.8	1.1	19.2 X 8.4	36
0118110802y1	10	140/0.3	1.91	1.0	1.4	24.2 X 10.4	48
0118110902y1	16	126/0.4	1.21	1.0	1.4	29.0 X 12.4	64
0118111002y1	25	196/0.4	0.78	1.2	2.0	36.5 X 15.7	80
0118111102y1	35	276/0.4	0.554	1.2	2.0	40.5 X 17.2	100
0118111202y1	50	396/0.4	0.386	1.4	2.2	46.5 X 19.3	130
0118111302y1	70	360/0.5	0.272	1.4	2.2	52.0 X 21.0	192
0118111402y1	95	480/0.5	0.206	1.6	2.4	61.0 X 24.5	230

Current rating conversion factor for deviating ambient temperature

Multiply the current carrying capacity of the cable by the factors given below for various ambient temperature.

Ambient Temperature (°C)	Derating Factor
25	1.25
30	1.16
35	1.09
40	1.00
45	0.90
50	0.81
55	0.74
60	0.68



with Electron Beam Irradiation Technology

Application

Solar cables popularly known as DC Solar or Photovoltaic cables are used for interconnection between various elements in photovoltaic (PV) system including roof top PV systems in residential or commercial buildings, PV panels / module interconnection, between panel and string box or from string box to inverter. These are used as free hanging, movable or fixed installations in various indoor, outdoor, hazard explosion areas, in industries as well as in agriculture. They are suitable for applications in equipment with protective insulations (Protecting Class II)

Statutory Requirement

The Quality Control Order (QCO) on DC Solar Cable released by Ministry of Commerce & Industry on 24th August 2023, mandates the use of DC Solar cable marked with IS 17293 in India. Any person who contravenes the provisions of this Order shall be punishable under the provisions of the Bureau of Indian Standards Act, 2016.

Standard

IS 17293:2020

RR Kabel Solar Cable marked with IS 17293 complies with IEC 62930 and exceeds the requirements of EN 50618

Technical Data

Voltage : AC 1.0/1.0 kV

Max. PV-System Voltage : DC up to 2.0 kV possible

Max. permissible operating voltage in AC systems : 0.7/1.2 kV

Max. permissible operating voltage in DC systems : 0.9/1.8 kV

Short Circuit Temperature : 250°C (referring to period of 5 sec.)

Operating Temperature Range : -40°C to +90°C

Minimum Bending Radius : Fixed Installation approx. 4 x cable Ø

Cable Construction

Conductor : Fine wire bunch of annealed tinned copper conductors according to IS 8130

Insulation : UV resistant crosslinked Halogen Free Flame Retardant core insulation

Core identification : Red, Black or Natural

Sheath : UV resistant crosslinked Halogen Free Flame Retardant sheath over insulation

Cable Colour : Black, Red, Black with red strip (or as required)

Properties

Ultraviolet (UV) resistant

Weather (Ozone) resistant

Damp-Heat resistant (tested for 1000 hours at 90°C and 85% humidity)

Non-toxic & Non-corrosive

Smoke emission is negligible & transparent

Excellent water resistant

Acid and alkali resistant

Ammonia resistant

Self-extinguishing and flame retardant according to IS 10810 part 53 & 62

Low smoke emission according to DIN VDE 0482 Part 268 - 2.

DIN EN 50268-2 (light transmittance > 70%).

Corrosivity according to DIN EN 50267 - 2 - 2.

Toxicity according to DIN EN 50305, ITC - index < 3.

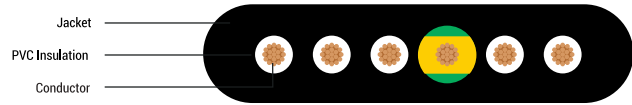
Cable Design Parameters

Please complete the part numbers for these cables by adding the suffix (in place of 'xx') for the insulation colour required as per the list:
02 - black, 03 - red, 13 - natural.

Part Number	Nominal Cross-Sectional (Sq. mm)	Nominal Insulation thickness (mm)	Nominal Sheath thickness (mm)	Approx. cable diameter (mm)	Current carrying capacity according to method of installation			Maximum DC Conductor Resistance at 20°C (Ω/km)
					Single cable free in air (A)	Single cable on a surface (A)	Two loaded cables touching on surface (Amps)	
12020101xx01	1.5	0.7	0.8	4.7	28	27	22	13.7
12020102xx01	2.5	0.7	0.8	5.1	38	36	30	8.21
12020103xx01	4	0.7	0.8	5.6	52	49	41	5.09
12020104xx01	6	0.7	0.8	6.2	66	63	53	3.39
12020105xx01	10	0.7	0.8	7.1	89	87	73	1.95
12020106xx01	16	0.7	0.9	8.3	120	118	97	1.24
12020107xx01	25	0.9	1.0	10.2	167	158	126	0.795
12020108xx01	35	0.9	1.1	11.5	207	196	156	0.565
12020109xx01	50	1.0	1.2	13.4	261	248	190	0.393
12020110xx01	70	1.1	1.2	15.2	329	313	245	0.277
12020111xx01	95	1.1	1.3	17.0	394	374	298	0.21
12020112xx01	120	1.2	1.3	18.7	462	440	348	0.164
12020113xx01	150	1.4	1.4	20.9	537	510	401	0.132
12020114xx01	185	1.6	1.6	23.3	611	581	460	0.108
12020115xx01	240	1.7	1.7	26.2	735	698	545	0.0817
12020116xx01	300	1.8	1.8	29.5	831	788	631	0.0654
12020117xx01	400	2.0	2.0	33.5	999	947	751	0.0495

ELEVATOR CABLE

REACH | RoHS



Application

These power and control flat cables can be used on festooned systems on handling equipment as overhead cranes. They are designed for indoors and outdoors for ambient temperature down to -25°C. These cables can accept a trolley traveling speed up to 120m / min.

Standard

HD 359 S2, IEC 227 Part 6, EN 50214

Technical Data

Voltage Rating :

H05VVH6-F - 300/500V

H07VVH6-F - 450/750V

Colour Coding :

Core 1: Black.

Core 2: Light-blue.

Core 3: Green-yellow.

Core 4: Brown.

Core 5: Black.

Core 6 and above: All black numbered cores with one green / yellow earth core.

Cable Construction

Flexible bare copper, Class 5, IEC 60228

PVC (polyvinyl chloride) insulation

PVC (polyvinyl chloride) outer sheath

Cable Colour : Black

*A stripping thread can be used in each group of cores.

Bending Radius : Fixed installation: 8 x cable height.

Cable Design Parameters

Part Number	Nominal Cross Sectional Area (Sq. mm)	Overall Dimensions (mm)	Approx. Weight (kg/km)
120810401105	4 x 1.5	15.0 x 5.0	150
120810411105	4 G 1.5	15.0 x 5.0	150
120810411205	4 G 2.5	18.5 x 5.7	210
120810410004	4 G 4	21.0 x 6.5	300
120810410006	4 G 6	23.0 x 7.0	385
120810410010	4 G 10	28.8 x 9.0	620
120810410016	4 G 16	36.8 x 10.8	990
120810410025	4 G 25	45.5 x 13.5	1550
120810410035	4 G 35	50.5 x 14.8	2030

Part Number	Nominal Cross Sectional Area (Sq. mm)	Overall Dimensions (mm)	Approx. Weight (kg/km)
120810410050	4 G 50	56.0 x 16.5	2650
120810410070	4 G 70	63.0 x 18.0	3650
120810410095	4 G 95	72.5 x 20.5	4550
120810511105	5 G 1.5	18.0 x 5.0	180
120810511205	5 G 2.5	22.0 x 5.7	260
120810510004	5 G 4	27.0 x 6.5	380
120810510006	5 G 6	27.0 x 7.0	480
120810510010	5 G 10	34.5 x 9	780
120810711105	7 G 1.5	26.0 x 5.0	260
120810711205	7 G 2.5	32.3 x 5.7	380
120810710004	7 G 4	40.0 x 6.8	550
120810801105	8 x 1.5	29.0 x 5.0	300
120810811105	8 G 1.5	29.0 x 5.0	300
120810811205	8 G 2.5	34.5 x 5.7	405
120811011105	10 G 1.5	35.0 x 5.0	360
120811210001	12 G 1***	33.5 x 4.5	320
120811201105	12 x 1.5	40.5 x 5	420
120811211105	12 G 1.5	40.5 x 5	420
120811211205	12 G 2.5	50.5 x 5.7	620
120811210004	12 G 4	57 x 6.8	880
120811411105	14 G 1.5	47.5 x 5	490
120811611105	16 G 1.5	53.5 x 5	560
120811810001	18 G 1***	50.5 x 4.5	470
120811811105	18 G 1.5	58.0 x 5.0	620
120812410001	24 G 1***	6.5 x 4.5	610

Note : ***H05VVH6-F Cables

Electrical Parameters

Part Number	Nominal Cross Sectional Area (Sq. mm)	Permissible Current Rating (A)**	Voltage Drop (ΔU) at $\cos \Phi = 0.8$ (V/A x km)
120810401105	4 x 1.5	20	20.2
120810411105	4 G 1.5	20	20.2
120810411205	4 G 2.5	27	12.3
120810410004	4 G 4	36	7.8
120810410006	4 G 6	48	5.3
120810410010	4 G 10	63	3.2
120810410016	4 G 16	85	2

Part Number	Nominal Cross Sectional Area (Sq. mm)	Permissible Current Rating (A)**	Voltage Drop (ΔU) at $\cos \Phi = 0.8$ (V/A x km)
120810410025	4 G 25	112	1.3
120810410035	4 G 35	138	0.97
120810410050	4 G 50	168	0.74
120810410070	4 G 70	213	0.55
120810410095	4 G 95	258	0.42
120810511105	5 G 1.5	18	20.2
120810511205	5 G 2.5	25	12.3
120810510004	5 G 4	36	7.8
120810510006	5 G 6	48	5.3
120810510010	5 G 10	63	3.2
120810711105	7 G 1.5	15	20.2
120810711205	7 G 2.5	20	12.3
120810710004	7 G 4	25	7.8
120810801105	8 x 1.5	14	20.2
120810811105	8 G 1.5	14	20.2
120810811205	8 G 2.5	20	12.3
120811011105	10 G 1.5	12	20.2
120811210001	12 G 1***	8	38.2
120811201105	12 x 1.5	11	20.2
120811211105	12 G 1.5	11	20.2
120811211205	12 G 2.5	16	12.3
120811210004	12 G 4	20	7.8
120811411105	14 G 1.5	11	20.2
120811611105	16 G 1.5	10	20.2
120811810001	18 G 1***	6	38.2
120811811105	18 G 1.5	8	20.2
120812410001	24 G 1***	6	38.2

Note :
 ***H05VVH6-F Cables
 **Ambient temperature: 30°C

RR KABEL - PRODUCT BASKET

CONSTRUCTION AND BUILDING RANGE

SUPEREX GREEN HR+FR
FLAMEX HR+FR
UNILAY HR FR
FIREX L50H- EBXL
Q1 FR
RATNA CO-X
RATNACOM
RATNALAN CAT 5e/6
CCTV CAMERA CABLE
SPEAKER CABLE
BUS J-Y(St)Yh 2 x 2 x 0.8
HALOGEN-FREE H07Z-R-6491B
PVC INSULATED BUILDING WIRE (H07V-R)-6491X
6181Y - BS 6004
6181XY - BS 7889
PVC/PVC TWIN CORE FLAT CABLE (IS 694)
PVC/PVC 3 CORE SUBMERSIBLE FLAT CABLE
XLPE/PVC 3 CORE SUBMERSIBLE FLAT CABLE
STEEL BRAIDED YSY 1.1 kV

SINGLE CORE

LS0H-EBXL (IS 17048)
LS0H-FR (IS 17048)
FR-LSH FLEXIBLE SINGLE CORE CABLE
FR HSF
H05V-K & H07V-K
H05V2-K & H07V2-K
H05Z-K & H07Z-K
H05Z1-K & H07Z1-K
BS 6231 CK 90°C

CONTROL CABLES

RATNAFLEX MULTICORE (IS 694)
CONTROL CABLE (IS 694)
H03/H05VVH2-F & H03/H05VV-F
JB-750
H03 / H05V2V2H2-F & H03 / H05V2V2-F
JB-YCY
JB-YSY
JB-BLACK 0.6/1 kV
JZ-500
JZ-YCY
JZ-YSY
JZ-CY
JZ-BLACK 0.6/1 kV

JZ-YCY BLACK 0.6/1 kV
OZ-EB
OZ-EB CY
JB-H
JZ-H
JZ-HCH

DRAG CHAIN AND SERVO CABLES

JZ-30400 P
JZ-35400 CP
JZ-40415 CP
JZ-45440 P
JZ-50440 CP
SERVO 55700
SERVO 60700 CY
2YSLCY-JB-SERVO
SERVO FD 70750 P
SERVO FD 75781-CY
SERVO FD 80785 P
SERVO FD 85810
SERVO FD 90810 CY
SERVO FD 95810 P
SERVO FD 30810 CP
SERVO FD 05855 P
SERVO FD 10855 CP

DATA & COMMUNICATION CABLES

LiYY
LiYY (TP)
LiYCY
LiYCY (TP)
Li2Y(St)CY (TP)
Li2YCY PiMF
PROcess Field BUS

APPLIANCE WIRING MATERIAL

TRI RATED CABLE
UL 1015
UL 1007
UL 1569
UL 1275
UL 2587
UL 2464
UL 2576, 2598
UL 3289/3321/3173/3271/3344 XLPE CABLE
UL 2586

INSTRUMENTATION CABLES

RE-Y(St)Y - SINGLE & MULTI-PAIR
RE-Y(St)Y PiMF - MULTI-PAIR
RE-2X(St)Y - SINGLE & MULTI-PAIR
RE-2X(St)Y PiMF - MULTI-PAIR
RE-Y(St)YSWAY - SINGLE & MULTI-PAIR
RE-Y(St)YSWAY PiMF - MULTI-PAIR
RE-2X(St)YSWAY - SINGLE & MULTI-PAIR
RE-2X(St)YSWAY PiMF - MULTI-PAIR
RE-Y(St)Y - MULTICORE
RE-2X(St)Y - MULTICORE
RE-Y(St)YSWAY - MULTICORE
RE-2X(St)YSWAY - MULTICORE

SILICON CABLES

SiF/SiFF
SiHF
SiHF-GLS
SiF-GL, SiD, SiD-GL

AUTO CABLES

SXL
GXL
TXL
AV
AVS
AVSS
FLY
FLYW
FLYK
FLRYK
FLRY A
FLRY B
FLUY
FLRYW
FL11Y
FLYY
FLR13Y
FLRY n x (TWISTED CABLES)
ACW
THIN WALL MULTICORE CABLES
TINNED COPPER CABLES
PVC BATTERY CABLES
ELASTOMERIC BATTERY CABLES
COPPER EARTHING BRAIDS
PVC IGNITION CABLES

FIRE AND SECURITY CABLES

FIRE ALARM CABLES

FIRE SURVIVAL CABLE - IS 17505-1
FIRE SURVIVAL CABLE - BS 7846
SINGLE CORE FIRE RESISTANT

LOW TENSION POWER CABLE

AYY/YY-1 CORE
AYY/YY-2 CORE
AYY/YY-3 CORE
AYY/YY-3.5 CORE
AYY/YY-4 CORE
AYFaY/YFaY-AYWaY/YWaY
AYFaY/YFaY-AYWaY/YWaY-2 CORE
AYFaY/YFaY-AYWaY/YWaY-3 CORE
AYFaY/YFaY-AYWaY/YWaY-3.5 CORE
AYFaY/YFaY-AYWaY/YWaY-4 CORE
YY/YFY/YWY-1.5 Sq. mm
YY/YFY/YWY-2.5 Sq. mm
A2XY/2XY-1 CORE
A2XY/2XY-2 CORE
A2XY/2XY-3 CORE
A2XY/2XY-3.5 CORE
A2XY/2XY-4 CORE
A2XFaY/2XFaY-A2XWaY/2XWaY
A2XFY/2XFY-A2XWY/2XWY-2 CORE
A2XFY/2XFY-A2XWY/2XWY-3 CORE
A2XFY/2XFY-A2XWY/2XWY-3.5 CORE
A2XFY/2XFY-A2XWY/2XWY-4 CORE
2XY/2XFY/2XWY-1.5 Sq. mm
2XY/2XFY/2XWY-2.5 Sq. mm
NYY
POWER CABLE-BS 5467
EXVB
EAXVB

HIGH TENSION POWER CABLE

1 CORE
3 CORE
EHV POWER CABLE 66 kV

APPLICATION BASED CABLES

SOLAR CABLE - EN 50618
SOLAR CABLE - IS 17293
POWER CORDS & HARNESS
UNINYVIN CABLE
WELDEX-SI (SINGLE INSULATED)
WELDEX-DI (DOUBLE INSULATED)
ELEVATOR CABLE
BRAIDED STRAP-ABC/ATC
TUBULAR BRAIDS
BARE COPPER CONDUCTOR



WORLD OF EXCELLENCE



As a USD 1.6+ billion conglomerate, we are one of the largest, diversified & most prominent brands in the Indian electrical industry, with a noteworthy presence in over 90+ countries across the world. We offer a multi faceted range of quality products through our 10 successfully operating companies, 45 marketing offices and 23 manufacturing facilities. At RR Global, we continue to innovate to ensure only the finest products reach our customers.



Ram Ratna House, Utopia City, P. B. Marg, Worli, Mumbai - 400 013.

T: +91 - 22 - 2494 9009 / 2492 4144 • **F:** +91 - 22 - 2491 2586 • **E:** mumbai.rrkabel@rrglobal.com

Alembic Business Park (W), Ground Floor, Bhailal Amin Marg, Gorwa, Vadodara - 390 003.

T: +91-265-6830 800 • **E:** vadodara.rrkabel@rrglobal.com

R R KABEL LIMITED

Regd. Office : Ram Ratna House, Utopia City, P. B. Marg, Worli, Mumbai - 400 013.

Ahmedabad : 079-4900 0100, **Bengaluru :** 080-4125 0079 / 4090 2221, **Bhubaneswar :** 08596 970 402,
Chennai : 044-2829 2329 / 2429, **Coimbatore :** 09025 168 457, **Guwahati :** 09365 287 997, **Gurugram :** 0124-6549 100,
Indore : 0731-3515 577, **Jaipur :** 0141-2741 417, **Kochi :** 0484-2378 783, **Kolkata :** 033-6607 1233,
Lucknow : 0522-3516 188 / 89, **Madurai :** 0452-2913 639, **Pune :** 07485 989 082, **Raipur :** 0771-4051 518,
Secunderabad : 040-2780 4098, **Silvassa :** 0260-2641 332 / 333, **Sonipat :** 0130-2986 986, **Surat :** 09376 507 543,
Trichy : 0431- 2903 906, **Vijaywada :** 09966 999 626, **Zirakpur :** 07486 870 737.

www.rrkabel.com • www.rrglobal.com |   

The technical data mentioned in the book has been derived to have the best product in place. Having known that innovation has always been the base for R R Kabel products, the technical data would vary from time to time. Hence, current details should always be checked with R R Kabel for accuracy.

REACH = Registration, Evaluation, Authorisation and Restriction of Chemicals
RoHS = Restriction of Hazardous Substances | **CE** = Conformance Européenne
ISI = Indian Standard Institution